










SERIES									
		RSEL	RSEL-M	RSAL	RSEV	RSEN	RSAN	RSHN	RSMN
Rated current (A)	0.5	✓	✓	✓	-	-	-	-	-
	1	✓	✓	✓	-	-	-	-	-
	2	✓	✓	✓	-	-	-	-	-
	3	✓	✓	✓	-	✓	✓	✓	✓
	5	-	✓	-	-	✓	-	✓	-
	6	✓	-	✓	✓	✓	✓	✓	✓
	10	-	-	-	✓	✓	✓	✓	✓
	16	-	-	-	✓	✓	✓	✓	✓
	20	-	-	-	✓	✓	✓	✓	✓
	30	-	-	-	✓	✓	✓	✓	✓
	40	-	-	-	-	✓	✓	✓	✓
	50	-	-	-	-	✓	✓	✓	✓
	60	-	-	-	-	✓	✓	✓	✓
	80	-	-	-	-	✓	-	✓	-
	100	-	-	-	-	✓	-	✓	-
	150	-	-	-	-	✓	-	✓	-
	200	-	-	-	-	✓	-	✓	-
250	-	-	-	-	✓	-	✓	-	
300	-	-	-	-	✓	-	✓	-	
Rated voltage (Vac-Vdc)		250							
Operating Temp.		Operating Temp. range -25 to +85°C derate between 55 and 85°C							
Type of use		multipurpose	high attenuation	multipurpose for high voltage pulsed noise prevention	multipurpose	multipurpose	multipurpose for high voltage pulsed noise prevention	high attenuation	high attenuation
Connections	fast-on	✓	-	-	-	-	-	-	-
	wires	✓	✓	-	-	-	-	-	-
	screw terminal	-	-	✓	✓	✓	✓	✓	✓
Physical characteristics	style	compact	compact	low profile	low profile	low profile	low profile	low profile	low profile
	Size (mm) L x W x H	0.5-6A = 45x50x20	0.5-5A = 53x32x23	0.5-6A = 45x50x20	6-30A = 85x39x30	3-30A = 87x52x35 40-60A = 170x90x54 80-100A = 267x161x85 150A = 290x90x88 200-300A = 390x195x103	3-30A = 87x52x35 40-60A = 170x90x54	3-10A = 98x52x35 16-30A = 127x52x35 40-60A = 272x100x60 80-100A = 430x161x85 150A = 473x190x88 200-300A = 593x195x103	3-10A = 98x52x35 16-30A = 127x52x35 40-60A = 272x100x60
options (1)		low leakage	-	low leakage	DIN Rail bracket accessory kit DIN-RSEV	low leakage DIN-rail adaptor (only for models up to 30A)	low leakage DIN-rail adaptor (only for models up to 30A)	low leakage DIN-rail adaptor (only for models up to 30A)	low leakage DIN-rail adaptor (only for models up to 30A)

(1) Options can be combined (e.g. **Low leakage** together with **DIN rail adaptor**)




Preferred Series



RT SERIES 3PH LINE FILTERS								
		RTEN	RTAN	RTHN	RTMN	RTCN	RTHB	RTHC
Rated current (A)	6	✓	✓	✓	✓	✓	-	✓
	10	✓	✓	✓	✓	✓	-	✓
	20	✓	✓	✓	✓	✓	✓	✓
	30	✓	✓	✓	✓	✓	✓	✓
	40	✓	✓	✓	✓	✓	✓	✓
	50	✓	✓	✓	✓	✓	✓	✓
	60	✓	✓	✓	✓	✓	✓	✓
	80	✓	-	✓	-	✓	✓	✓
	100	✓	-	✓	-	✓	✓	✓
	150	✓	-	✓	-	✓	✓	✓
	200	✓	-	✓	-	✓	-	✓
	250	✓	-	✓	-	✓	-	✓
	300	✓	-	✓	-	✓	-	✓
	400	-	-	✓	-	-	-	-
	600	-	-	✓	-	-	-	-
1000	-	-	✓	-	-	-	-	
Rated voltage (Vac-Vdc)		500						
Operating Temp.		Operating Temp. range -25 to +85°C derate between 50 and 85°C						
Type of use		multipurpose	for high voltage pulsed noise prevention	high attenuation	high attenuation external noise prevention filter (immunity)	exclusively for secondary side of 3ph inverters	high attenuation	high attenuation
Connections	tab connector	-	-	-	-	-	-	-
	wires	-	-	-	-	-	-	-
	screw terminal	✓	✓	✓	✓	✓	✓	✓
Physical characteristics	style	low profile	low profile	low profile	low profile	low profile	rectangular	cubic
	Size (mm) L x W x H	6-10A: 20x63x42 20-30A: 140x70x42 40-60A: 170x90x54	6-10A: 120x63x42 20-30A: 140x70x42 40-60A: 170x90x54	6-10A: 210x95x50 20-30A: 240x105x55 40-60A: 300x128x68 80-100A: 430x161x85 150A: 473x190x88 200-300A: 593x195x103 400A: 610x300x160 600: 630x300x160 1000A: 716x300x160	6-10A: 210x95x50 20-30A: 240x105x55 40-60A: 300x128x68	6-10A: 120x63x42 20-30A: 140x70x42 40-60A: 170x90x54	6-10A: 210x64x100 20-30A: 240x64x115 40-60A: 300x80x140 80-100A: 472x100x205	6-10A: 145x95x120 20-30A: 160x65x13 40-60A: 190x128x160 80-100A: 240x161x210 150A: 255x190x232 200-300A: 340x195x262
options		DIN-rail adaptor (only for models up to 30A)	DIN-rail adaptor (only for models up to 30A)	-	-	-	-	-

Preferred Series



SERIES				
		RDEN-048050	PAN4820	iDQ
Rated current (A)	10	-	-	✓
	20	-	✓	-
	50	✓	-	-
Rated voltage (Vdc)		48 (76Vdc max.)		
Operating Temp.		-30° to +85°C Derate above 55°C	-40° to +100°C Derate above 75°C	-40° to +120°C Derate above 75°C
Type of use		high attenuation	multipurpose	high differential mode attenuation
Mounting & Connections	pcb mount	-	✓	
	chassis mount	✓	-	-
	through hole	-	✓	✓
	screw terminal	✓	-	-
Physical characteristics	style	compact size	low profile	low profile
	Size (mm) L x W x H	80 x 60 x 30	45.72 x 45.72 x 12.7	50 x 15 x 10.8
options		-	-	Surface mount Pin for external capacitor



TDK-Lambda France SAS

3 Avenue du Canada
Parc Technopolis
Bâtiment Sigma
91940 les Ulis
France
Tel: +33 1 60 12 71 65
Fax: +33 1 60 12 71 66
france@fr.tdk-lambda.com
www.fr.tdk-lambda.com



Italy Sales Office

Via dei Lavoratori 128/130
20092 Cinisello Balsamo (MI)
Italy
Tel: +39 02 61 29 38 63
Fax: +39 02 61 29 09 00
info.italia@it.tdk-lambda.com
www.it.tdk-lambda.com



Netherlands

info@nl.tdk-lambda.com
www.nl.tdk-lambda.com



TDK-Lambda Germany GmbH

Karl-Bold-Strasse 40
77855 Achem
Germany
Tel: +49 7841 666 0
Fax: +49 7841 5000
info.germany@de.tdk-lambda.com
www.de.tdk-lambda.com



Austria Sales Office

Aredstrasse 22
2544 Leobersdorf
Austria
Tel: +43 2256 655 84
Fax: +43 2256 645 12
info@at.tdk-lambda.com
www.de.tdk-lambda.com



Switzerland Sales Office

Bahnhofstrasse 50
8305 Dietlikon
Switzerland
Tel: +41 44 850 53 53
Fax: +41 44 850 53 50
info@ch.tdk-lambda.com
www.de.tdk-lambda.com



Nordic Sales Office

Haderslevvej 36B
DK-6000 Kolding
Denmark
Tel: +45 2911 9556
info@dk.tdk-lambda.com



TDK-Lambda UK Ltd.

Kingsley Avenue
Ilfracombe
Devon EX34 8ES
United Kingdom
Tel: +44 (0) 12 71 85 66 66
Fax: +44 (0) 12 71 86 48 94
powersolutions@uk.tdk-lambda.com
www.uk.tdk-lambda.com



TDK-Lambda Ltd.

Kibbutz
Givat Hashlosha 48800
Israel
Tel: +9 723 902 4333
Fax: +9 723 902 4777
info@tdk-lambda.co.il
www.tdk-lambda.co.il



C.I.S.

Commercial Support:

Tel: +7 (495) 665 2627

Technical Support:

Tel: +7 (812) 658 0463

info@tdk-lambda.ru

www.tdk-lambda.ru

Local Distribution

