



Test Report issued under the responsibility of:



TEST REPORT
IEC 60950-1
Information technology equipment – Safety –
Part 1: General requirements

Report Number.....: E135494-A6051-CB-1
Date of issue.....: 2021-11-05
Total number of pages..... 140

Name of Testing Laboratory UL VS Limited
preparing the Report .....: Unit 1-3 Horizon, Wade Road, Kingsland Business Park, Basingstoke
RG24 8AH, United Kingdom

Applicant's name .....: TDK-LAMBDA UK LTD
Address .....: KINGSLEY AVE
ILFRACOMBE
EX34 8ES UNITED KINGDOM

Test specification:
Standard.....: IEC 60950-1:2005, AMD1:2009, AMD2:2013
Test procedure .....: CB Scheme
Non-standard test method .....: N/A

Test Report Form No. ....: IEC60950\_1G
Test Report Form(s) Originator ....: SGS Fimko Ltd
Master TRF.....: Dated 2019-07-02

Copyright © 2019 IEC System of Conformity Assessment Schemes for Electrotechnical Equipment and Components (IECEE System). All rights reserved.


This publication may be reproduced in whole or in part for non-commercial purposes as long as the IECEE is acknowledged as copyright owner and source of the material. IECEE takes no responsibility for and will not assume liability for damages resulting from the reader's interpretation of the reproduced material due to its placement and context.

If this Test Report Form is used by non-IECEE members, the IECEE/IEC logo and the reference to the CB Scheme procedure shall be removed.

This report is not valid as a CB Test Report unless signed by an approved CB Testing Laboratory and appended to a CB Test Certificate issued by an NCB in accordance with IECEE 02.




General disclaimer:

The test results presented in this report relate only to the object tested.
This report shall not be reproduced, except in full, without the written approval of the Issuing CB Testing Laboratory. The authenticity of this Test Report and its contents can be verified by contacting the NCB, responsible for this Test Report.

<b>Test item description</b> ..... :	AC-DC Switch Mode Power Supply
<b>Trade Mark</b> ..... :	TDK-Lambda 
<b>Manufacturer</b> .....	TDK-LAMBDA UK LTD KINGSLEY AVE ILFRACOMBE EX34 8ES UNITED KINGDOM
<b>Model/Type reference</b> .....	CUS250M series (See model differences for details of models and nomenclature)
<b>Ratings</b> .....	100-240Vac, 3.1A max, 47-440Hz  (See model differences for details of ratings)

**Responsible Testing Laboratory (as applicable), testing procedure and testing location(s):**

<input type="checkbox"/>	<b>CB Testing Laboratory:</b>	
	<b>Testing location/ address</b> ..... :	
	<b>Tested by (name, function, signature)</b> ..... :	
	<b>Approved by (name, function, signature)</b> ... :	
<input type="checkbox"/>	<b>Testing procedure: CTF Stage 1:</b>	
	<b>Testing location/ address</b> ..... :	
	<b>Tested by (name, function, signature)</b> ..... :	
	<b>Approved by (name, function, signature)</b> ... :	
<input type="checkbox"/>	<b>Testing procedure: CTF Stage 2:</b>	
	<b>Testing location/ address</b> ..... :	
	<b>Tested by (name + signature)</b> .....	
	<b>Witnessed by (name, function, signature) .:</b>	
	<b>Approved by (name, function, signature)</b> ... :	
<input checked="" type="checkbox"/>	<b>Testing procedure: CTF Stage 3:</b>	
<input type="checkbox"/>	<b>Testing procedure: CTF Stage 4:</b>	
	<b>Testing location/ address</b> ..... :	TDK-LAMBDA UK LTD KINGSLEY AVE ILFRACOMBE

	EX34 8ES UNITED KINGDOM	
<b>Tested by (name, function, signature).....:</b>	Matt Carter, M. Gisbey / Tester	
<b>Witnessed by (name, function, signature) .:</b>	Dennis Butcher / Witness Engineer	See GPI for details
<b>Approved by (name, function, signature)....:</b>	Guoqing Zhang / Reviewer	
<b>Supervised by (name, function, signature) :</b>	Mark John De Sagun / Project Handler	

**List of Attachments (including a total number of pages in each attachment):**

National Differences (61 pages)  
Enclosures (78 pages)

**Summary of testing:**

**Tests performed (name of test and test clause):**

**Testing Location:**  
**CTF Stage 3: TDK-LAMBDA UK LTD**  
**KINGSLEY AVE**  
**ILFRACOMBE**  
**EX34 8ES UNITED KINGDOM**

Guide Information Page - Maximum Output Voltage, Current, and Volt Ampere Measurement (1.2.2.1)  
Input: Single-Phase (1.6.2)  
Input: Polyphase (1.6.2)  
Energy Hazard Measurements (2.1.1.5, 2.1.2, 1.2.8.10)  
Capacitance Discharge (2.1.1.7)  
SELV Reliability Test Including Hazardous Voltage Measurements (2.2.2, 2.2.3, 2.2.4, Part 22 6.1)  
Limited Short-Circuit (2.6.3.4)  
Protective Bonding I (2.6.3.4, 2.6.1)  
Humidity (2.9.1, 2.9.2, 5.2.2)  
Determination of Working Voltage; Working Voltage Measurement (2.10.2)  
Steady Force (4.2.1 - 4.2.4)  
Heating (4.5.1, 1.4.12, 1.4.13)  
Ball Pressure (4.5.5, 4.5)  
Touch Current (Single-Phase; TN/TT System) (5.1, Annex D)  
Electric Strength (5.2.2)  
Component Failure (5.3.1, 5.3.4, 5.3.7)  
Abnormal Operation (5.3.1 - 5.3.9)  
Transformer Abnormal Operation (5.3.3, 5.3.7b, Annex C.1)  
Power Supply Output Short-Circuit/Overload (5.3.7)  
Locked-Rotor Overload for DC Motors in Secondary Circuits (Annex B.7)

**Summary of compliance with National Differences:**

**List of countries addressed:** Argentina, Australia / New Zealand, China, EU Group and National Differences, Israel, Japan, Korea, Singapore, USA, Canada

**The product fulfils the requirements of:** EN 60950-1:2006 + A11:2009 + A1:2010 + A12:2011 + A2:2013, BS EN 62368-1:2014 + A11:2017, CSA/UL 62368-1 2nd Edition, CSA CAN/CSA-C22.2 No. 62368-1 2nd Edition, Issued December 1, 2014