



PAF700F Series

700W 48V Input
Full Brick DC-DC Converters

- 12V output for driving non-isolated converters
- 12V, 28V output for BTS amps
- Full power at +85°C baseplate, operation to +100°C
- Opto Isolated Remote On / Off
- Wide Adjustable Output Range

Key Market Segments & Applications

- | | |
|--------------------------------|---|
| Central Office: | ATM, Sonet, DSL, ISDN, Frame Relay |
| Broadband: | Switching Equipment, Routers |
| Wireless/Cellular: | Micro Cells (larger in size/10 sq. mi.)
Pico Cells (smaller in size/1 to 2 sq. mi.) |
| Remote Electronics: | Fixed Local Loop, Fibre Optic
Transmission, Microwave Transmission,
Wireless Local Loop |
| Base Station Power Amplifiers | |
| Intermediate Bus Architectures | |

PAF700F Features and Benefits

Features

- Wide adjustment range
- Parallel Pin
- ASIC Design

Benefits

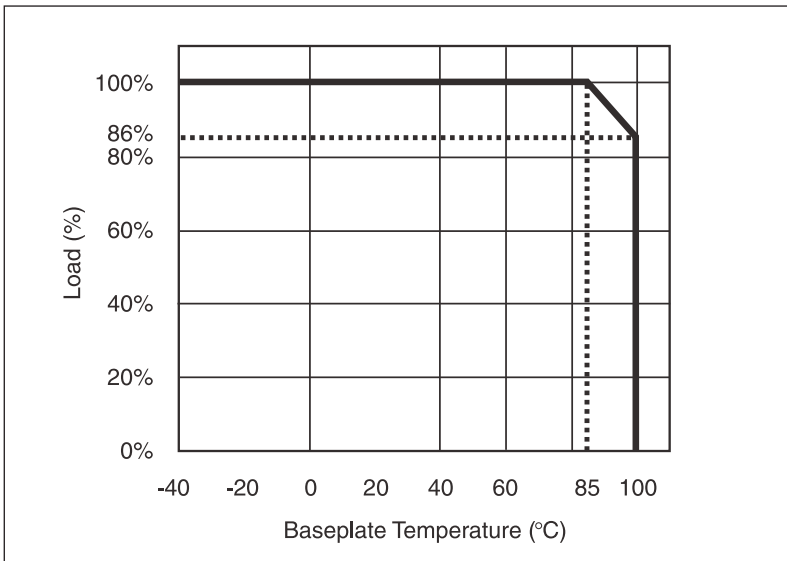
- Reduces need for custom modules
- Modules can be connected together for higher current
- Reduced component count, increased MTBF

Specifications

MODEL		PAF700F48-12	PAF700F48-28
ITEMS			
Nominal Output Voltage	VDC	12	28
Output Current (Max)	A	58.5	25
Output Power (Max)	W	702	700
Efficiency (Typ)	%	90%	91%
Input Voltage Range	VDC	36-76	
Input Current(Typ)	A	16.5	16.4
Output Voltage Accuracy	%	±1	
Output Voltage Adjustment	VDC	7.2 - 13.8	16.8 - 32.2
Ripple & Noise (Max)	mV	200	280
Line Regulation (Max)	mV	24	56
Load Regulation (Max)	mV	24	56
Temperature Coefficient	-	0.02%/°C	
Overcurrent Protection	%	105 - 140%	
Overvoltage Protection	%	120 - 135%	
Parallel Operation		Yes	
Series Operation		Yes	
Signals & Control	-	Remote sense, remote On/Off, Parallel Pin, DC Good, 7-10V Auxiliary voltage	
Operating Temperature	-	-40°C to +100°C baseplate	
Humidity (operating)	-	20 - 95% RH Non condensing	
Humidity (storage)	-	10 - 95% RH Non condensing	
Cooling	-	Conduction (See Installation Manual for heatsink selection)	
Isolation Voltage	VDC	Input - Baseplate 1500V, Input - Output 1500V, Output-Baseplate 500V (for 1 min.)	
Shock	-	196.1m/s ²	
Vibration	-	Non Operating, 10-55Hz (sweep for 1 min.) Amplitude 0.825mm constant (Max 49 m/s ²) X,Y,Z 1 hour each	
Safety Agency Approvals	-	UL60950-1, CSAC22.2 No. 60950-1, EN60950, CE LVD	
Weight (Typ)	g	200	
Size (WxHxD)	mm (in)	61 x 12.7 x 116.8 (2.4 x 0.5 x 4.6) See outline drawing	
Warranty	yrs	2	

Notes: See Installation Manual for full details, test methods of parameters and application notes.

Derating Curve



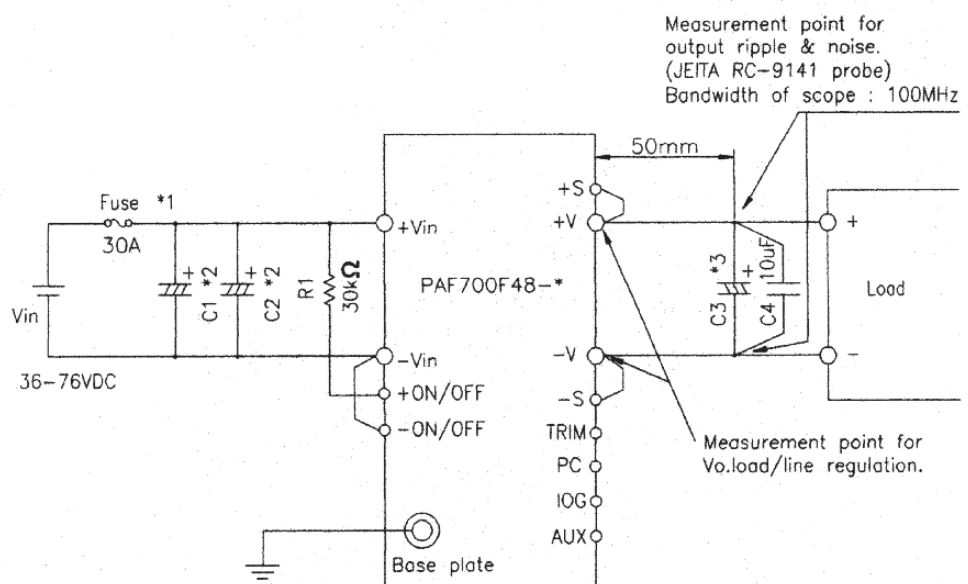
Part Number Scheme

Full Brick	Max Power Watts	Full Function	Nominal Input Voltage	Output Voltage	Option Suffix
PAF	700	F	48	12 or 28	Blank = M3 Tapped inserts T = 3.3mm Non-threaded through hole

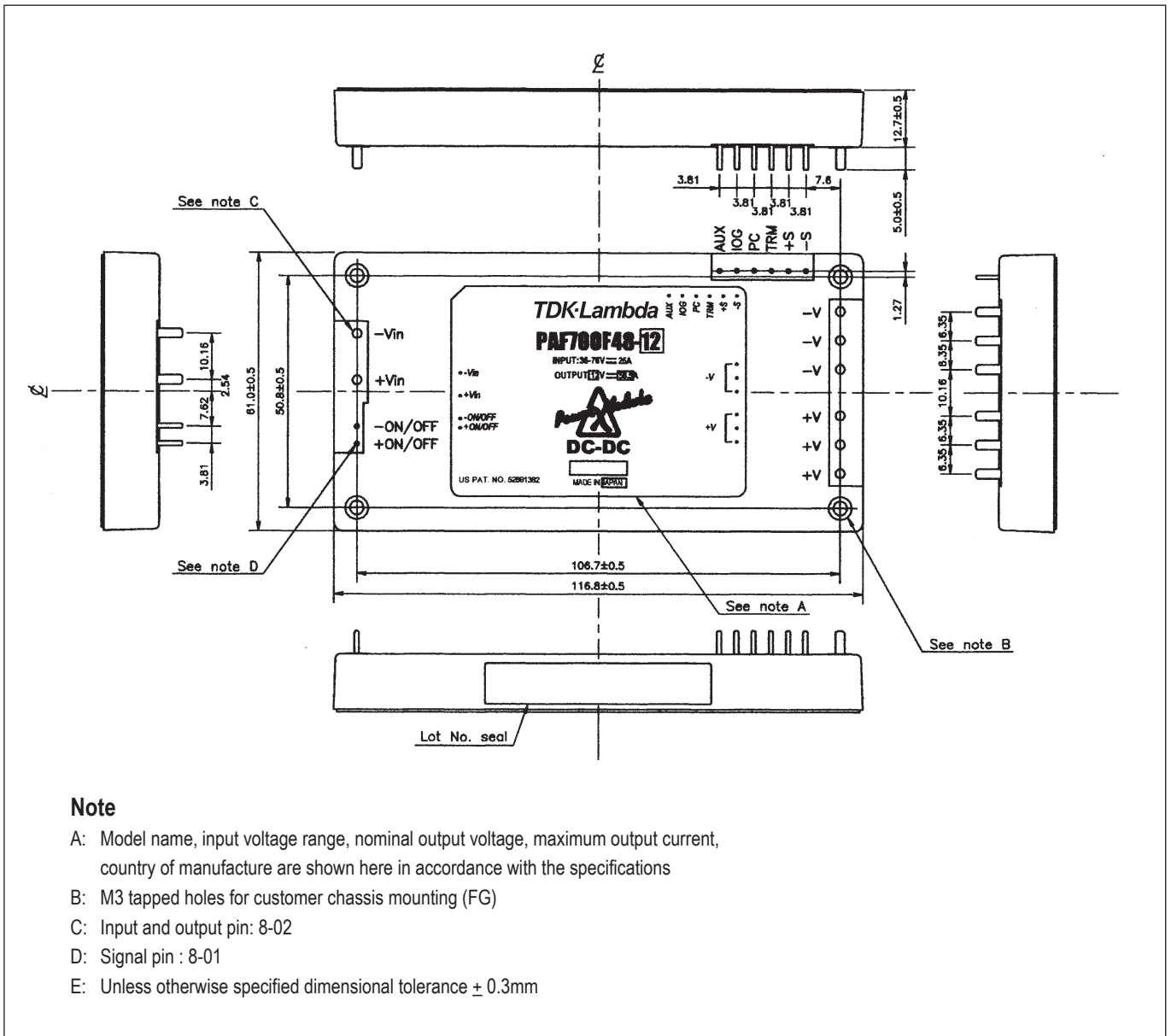
Connection Example

Note

- 1 Use external fuse of fast blow type, for each unit
- 2 Put input capacitor, C1 and C2, greater than 220uF for each. If the impedance of input line is high, C1 and C2 capacitance must be greater than above.
- 3 Put output capacitor, C3 (12v: more than 470uF, 28V: greater than 220uF). If the ambient temperature is less than -20C, use 4 pieces of the recommended capacitor above.
- 4 Refer to instruction manual for further details.



Outline Drawing PAF700F



Pinout	
Pin Description	Function
-Vin	Negative Input Terminal
+Vin	Positive Input Terminal
- ON/OFF	Remote On/Off Negative Terminal
+ON/OFF	Remote On/Off Positive Terminal
+V	Positive Output Terminal
-V	Negative Output Terminal
AUX	7-10V Aux Voltage
IOG	DC Good
PC	Parallel Control Connection
TRIM	Output Adjustment Trim Pin
+S	Positive Remote Sense
-S	Negative Remote Sense

TDK-LAMBDA EMEA

www.emea.tdk-lambda.com



TDK-Lambda France SAS

Route de Grivery
ZAC des Delaches
CS 41077
91978 Courtaboeuf Cedex
France
Tel: +33 1 60 12 71 65
Fax: +33 1 60 12 71 66
france@fr.tdk-lambda.com
www.fr.tdk-lambda.com



Italy Sales Office

Via dei Lavoratori 128/130
20092 Cinisello Balsamo (MI)
Italy
Tel: +39 02 61 29 38 63
Fax: +39 02 61 29 09 00
info.italia@it.tdk-lambda.com
www.it.tdk-lambda.com



TDK-Lambda Germany GmbH

Karl-Bold-Strasse 40
77855 Achern
Germany
Tel: +49 7841 666 0
Fax: +49 7841 5000
info.germany@de.tdk-lambda.com
www.de.tdk-lambda.com



Austria Sales Office

Aredstrasse 22
2544 Leobersdorf
Austria
Tel: +43 2256 655 84
Fax: +43 2256 645 12
info.germany@de.tdk-lambda.com
www.de.tdk-lambda.com



TDK-Lambda UK Ltd.

Kingsley Avenue
Ilfracombe
Devon EX34 8ES
United Kingdom
Tel: +44 (0) 12 71 85 66 66
Fax: +44 (0) 12 71 86 48 94
powersolutions@uk.tdk-lambda.com
www.uk.tdk-lambda.com



Nemic Lambda Ltd.

Kibbutz
Givat Hashlosha 48800
Israel
Tel: +9 723 902 4333
Fax: +9 723 902 4777
info@nemic.co.il
www.nemic.co.il



Russia

Technical Support:
St Petersburg
Tel: +7 (812) 6580463
Sales:
Moscow
Tel: +7 (499) 7557732
info@tdk-lambda.ru
www.tdk-lambda.ru

LOCAL DISTRIBUTION

