GENESYS™ 5kW

EMI

DATA

DWG: IA761-58-02		
APPD	CHK	DWG
16/10/17	10/10/2017	10/10/2017

TDK-LAMBDA

INDEX PAGE

1. TEST METHOD _____ R-1
2. TEST DATA
2-1. Conducted emission _____ R2
2-2. Radiated emission _____ R10

The above data is typical value data.
The values are considered to be actual capability data.

1.Test Method

(1) Conducted Emission

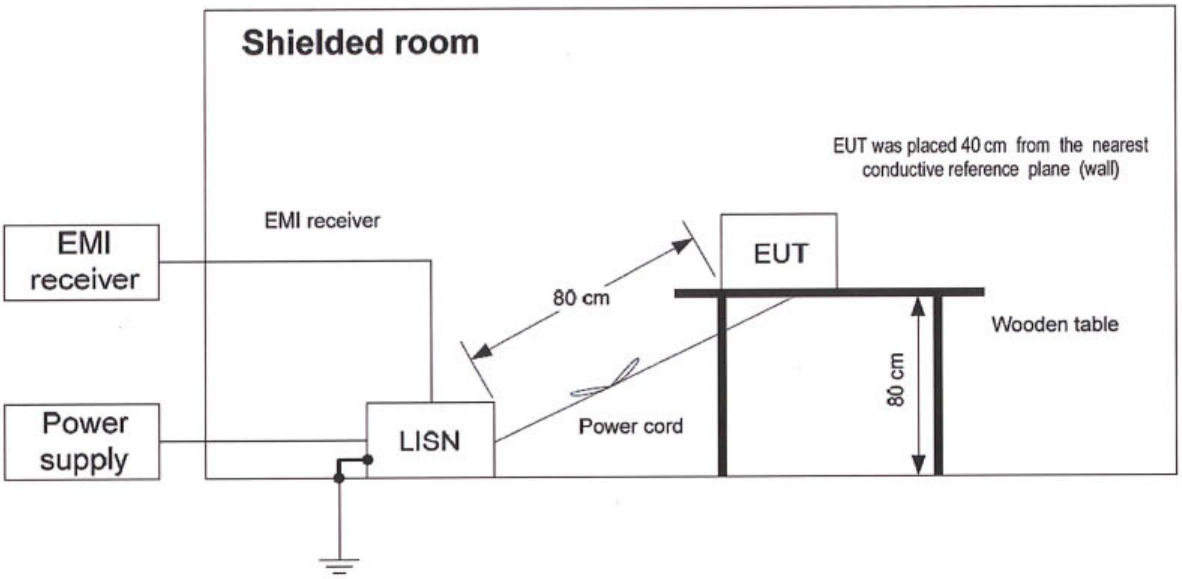

EMI TEST RECEIVER	ESPI	(ROHDE & SCHWARZ)
LISN	ENV4200	(ROHDE & SCHWARZ)

(2) Radiated Emission

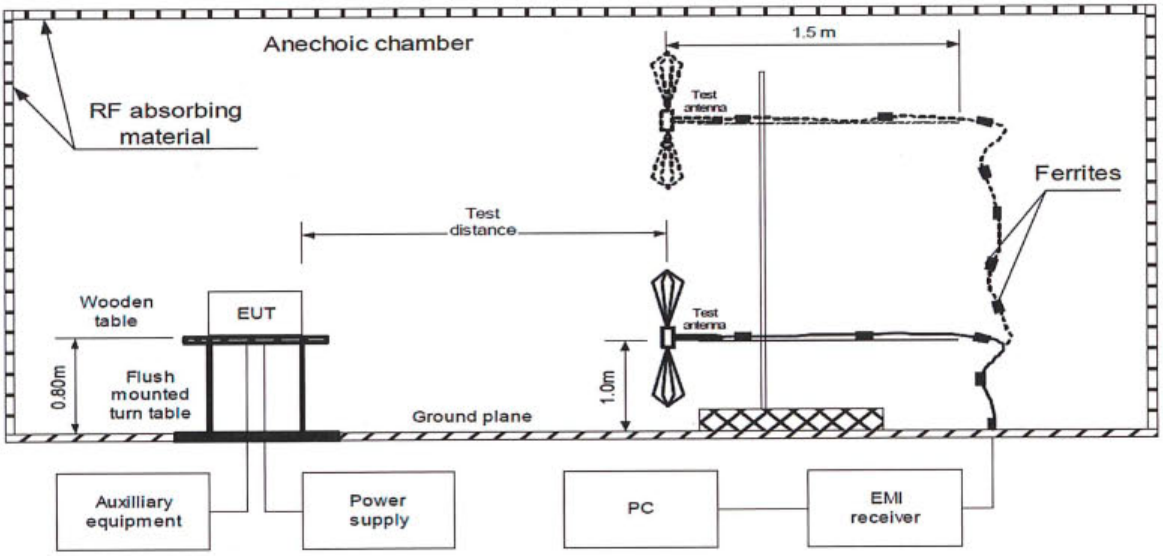

SPECTRUM ANALYZER	MS2601A	(ANRITSU)
EMI TEST RECEIVER	85462A	(HEWLETT. PACKARD)
BICONICAL ANTENNA	3110BA30/200	(EMCO)
LOG-PERIODIC ANTENNA	LP200000	(ELECTROMETRIX)
	LPA2530	(ELECTROMETRIX)

2. Test Data

2.1 Conducted Emission

MODEL: G10-500 3P200

(1) Test condition

Input voltage/frequency: 3PHASE 200VAC/50Hz
Output current: 100%
Output voltage: 100%
Ambient temperature: 25°C
Regulation: FCC Class A, IEC61204-3

(2) Test results

Under the above test condition, emission level was below the limit line.
Refer to the following interference wave list and next page for spectrum data.

Inteference wave list

FCC Class A, IEC61204-3				
PHASE	FREQ	RESULT	LIMIT	MARGIN
		AV	AV	AV
	MHz	dBμV	dBμV	dBμV
L1	1.80300	46.51	60.00	13.49
L2	1.75700	51.07	60.00	8.93
L3	1.75700	50.03	60.00	9.97

EMI
Electro-Magnetic Interference characteristics

MODEL: G10-500 3P200

Conditions: Vin: 3PHASE 200VAC
Iout: 100%
Vout: 100%
Ta: 25°C

Phase L1

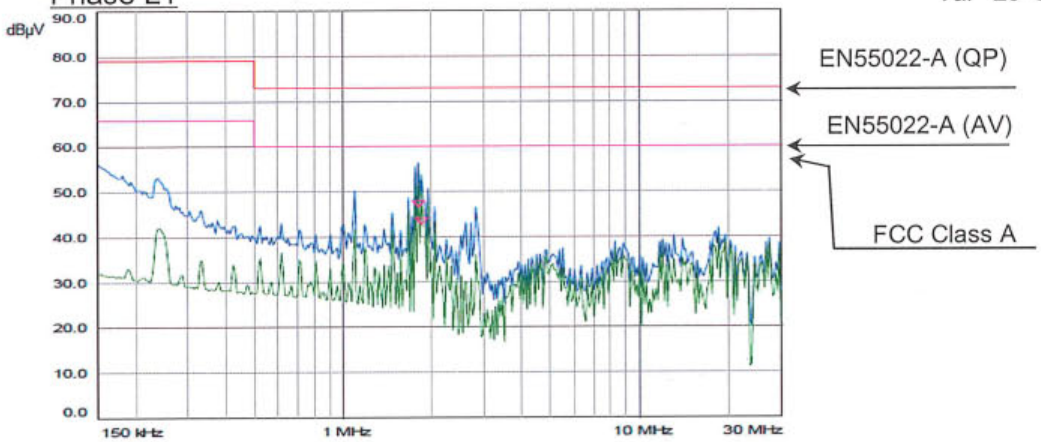

Phase L2

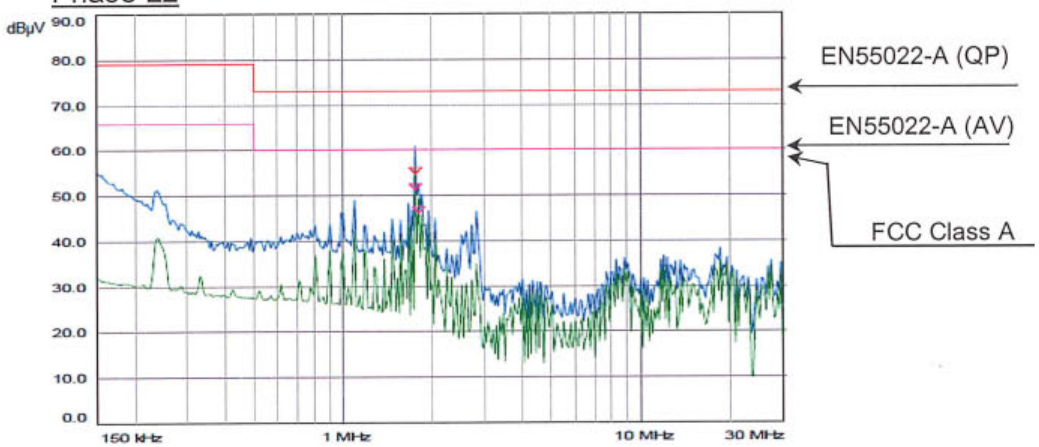

Phase L3

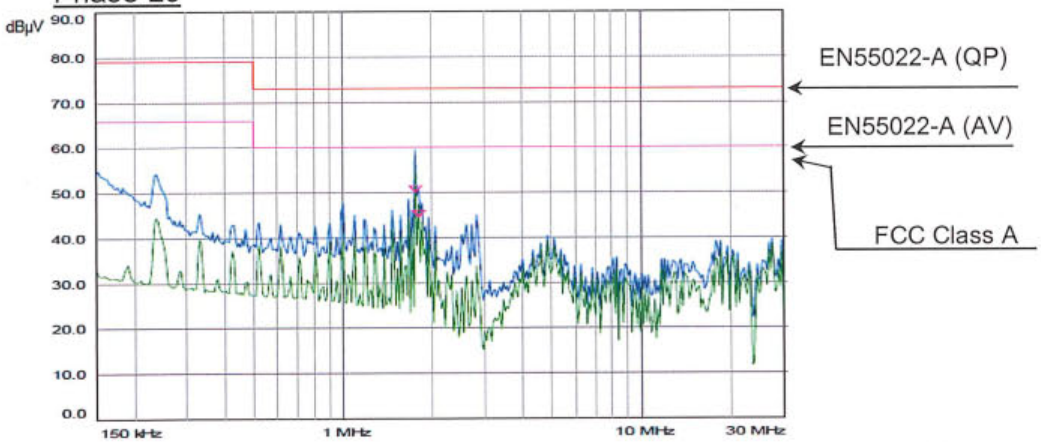

2. Test Data

2.1 Conducted Emission

MODEL: G10-500 3P400

(1) Test condition

Input voltage/frequency: 3PHASE 400VAC/50Hz
Output current: 100%
Output voltage: 100%
Ambient temperature: 25°C
Regulation: FCC Class B, IEC61204-3

(2) Test results

Under the above test condition, emission level was below the limit line.
Refer to the following interference wave list and next page for spectrum data.

Inteference wave list

FCC Class B, IEC61204-3				
PHASE	FREQ	RESULT	LIMIT	MARGIN
		AV	AV	AV
	MHz	dBμV	dBμV	dBμV
L1	9.09594	42.88	50.00	7.12
L2	9.09594	39.88	50.00	10.12
L3	9.09594	36.80	50.00	13.20

EMI
Electro-Magnetic Interference characteristics

MODEL: G10-500 3P400

Conditions: Vin: 3PHASE 400VAC
Iout: 100%
Vout: 100%
Ta: 25°C

Phase L1

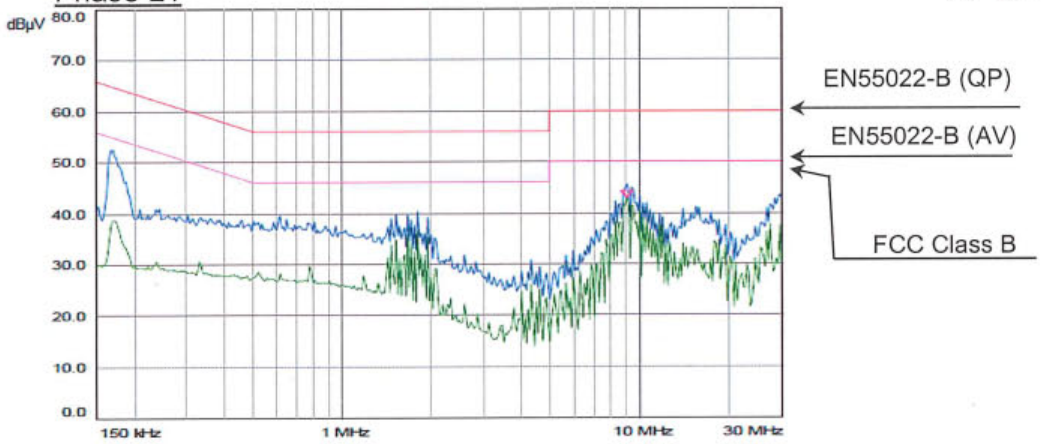

Phase L2

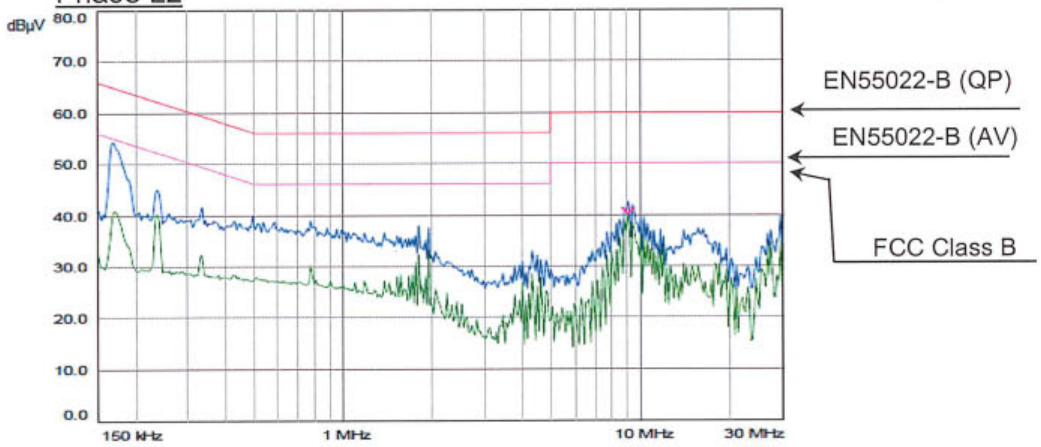

Phase L3

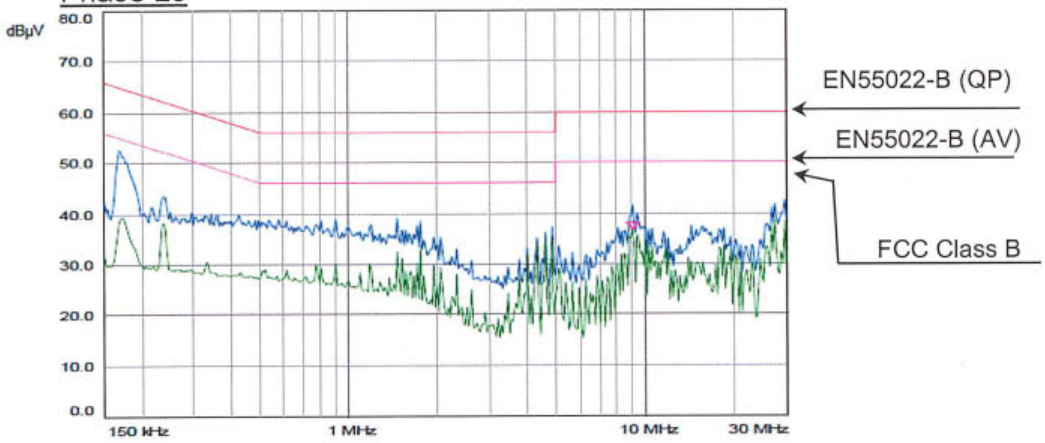

2. Test Data

2.1 Conducted Emission

MODEL: G600-8.5 3P200

(1) Test condition

Input voltage/frequency: 3PHASE 200VAC/50Hz
Output current: 100%
Output voltage: 100%
Ambient temperature: 25°C
Regulation: FCC Class A, IEC61204-3

(2) Test results

Under the above test condition, emission level was below the limit line.
Refer to the following interference wave list and next page for spectrum data.

Inteference wave list

FCC Class A, IEC61204-3				
PHASE	FREQ	RESULT	LIMIT	MARGIN
		AV	AV	AV
	MHz	dBμV	dBμV	dBμV
L1	2.70000	51.26	60.00	8.74
L2	2.70000	51.12	60.00	8.88
L3	2.32000	49.94	60.00	10.06

EMI
Electro-Magnetic Interference characteristics

MODEL: G600-8.5 3P200

Conditions: Vin: 3PHASE 200VAC
Iout: 100%
Vout: 100%
Ta: 25°C

Phase L1

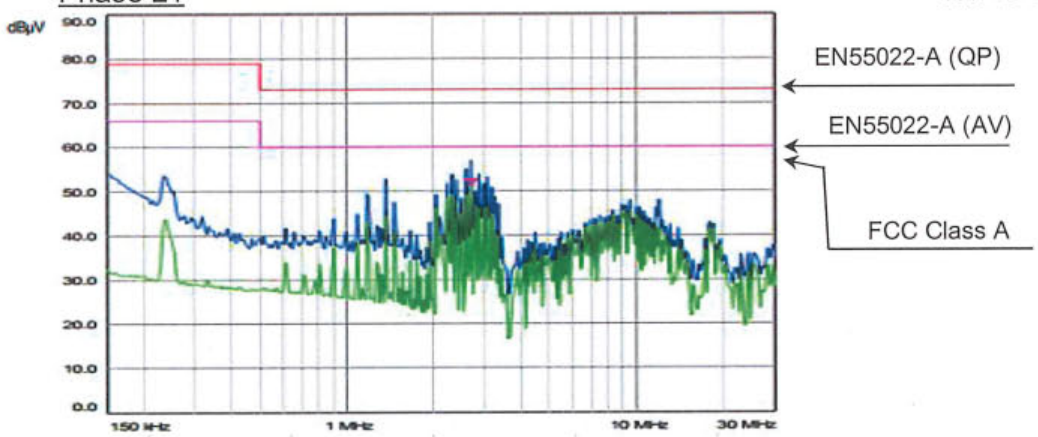

Phase L2

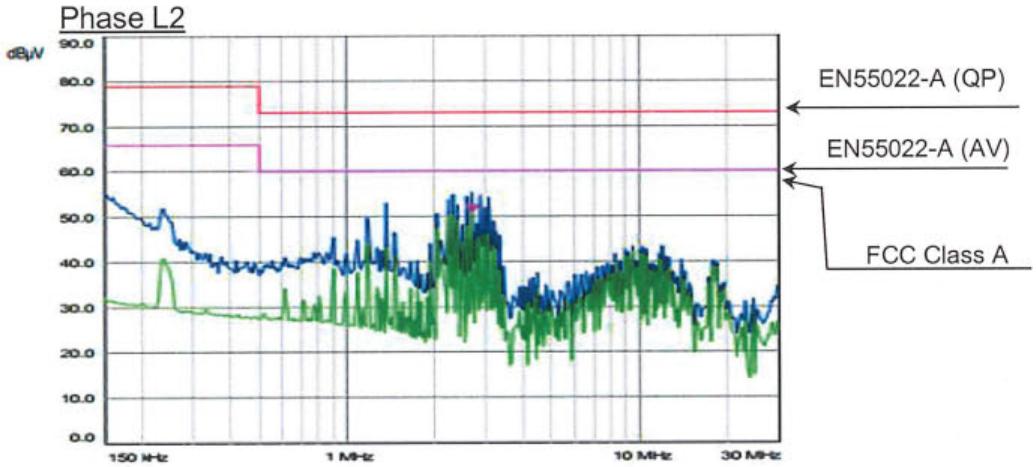

Phase L3

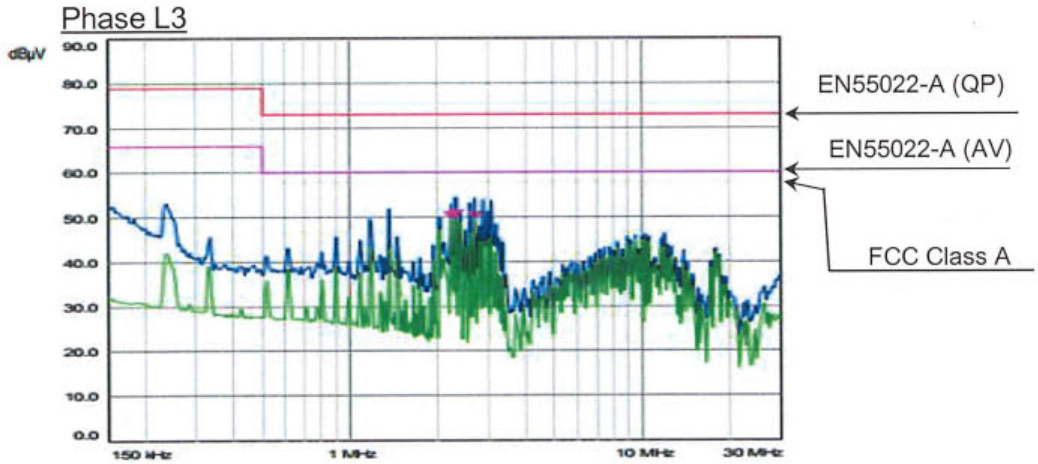

2. Test Data

2.1 Conducted Emission

MODEL: G600-8.5 3P400

(1) Test condition

Input voltage/frequency: 3PHASE 400VAC/50Hz
Output current: 100%
Output voltage: 100%
Ambient temperature: 25°C
Regulation: FCC Class B, IEC61204-3

(2) Test results

Under the above test condition, emission level was below the limit line.
Refer to the following interference wave list and next page for spectrum data.

Inteference wave list

FCC Class B, IEC61204-3				
PHASE	FREQ	RESULT	LIMIT	MARGIN
		AV	AV	AV
	MHz	dBμV	dBμV	dBμV
L1	18.56858	45.60	50.00	4.40
L2	18.56858	41.23	50.00	8.77
L3	14.02177	42.65	50.00	7.35

EMI
Electro-Magnetic Interference characteristics

MODEL: G600-8.5 3P400

Conditions: Vin: 3PHASE 400VAC
Iout: 100%
Vout: 100%
Ta: 25°C

Phase L1

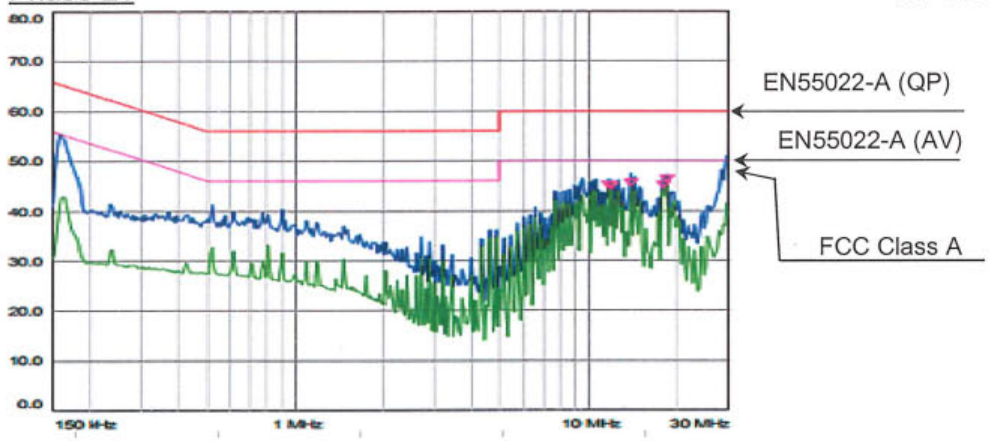

Phase L2

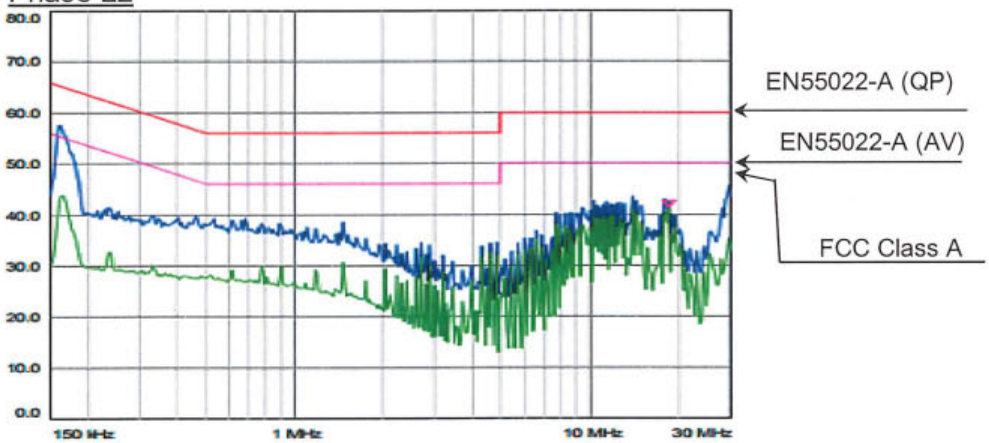

Phase L3

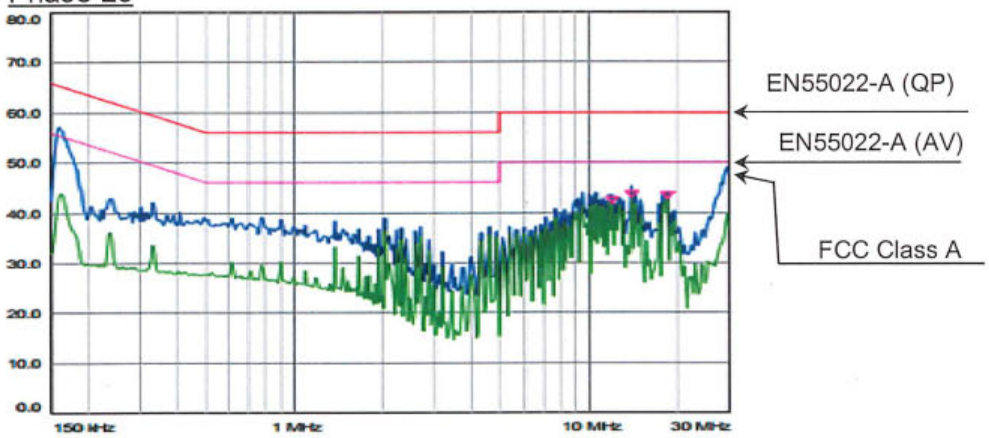

EMI
Electro-Magnetic interference characteristics

MODEL: G10-500 3P200

Conditions: Vin: 200Vac (L-L)
Vout: 100%
Iout: 100%
Ta: 25°C

HORIZONTAL

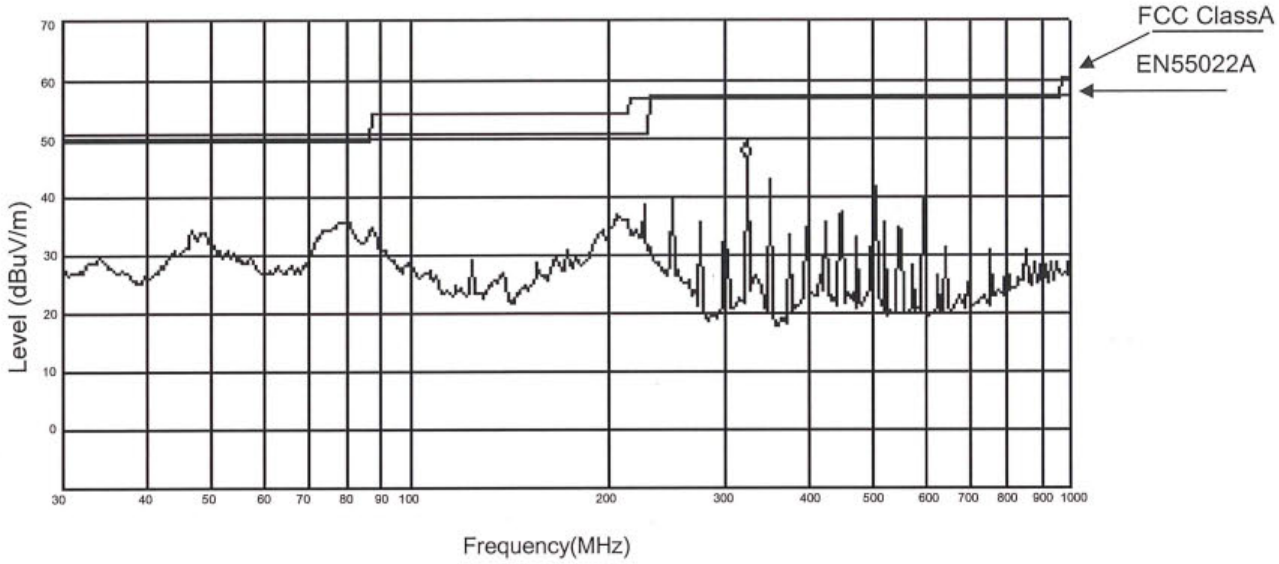

VERTICAL

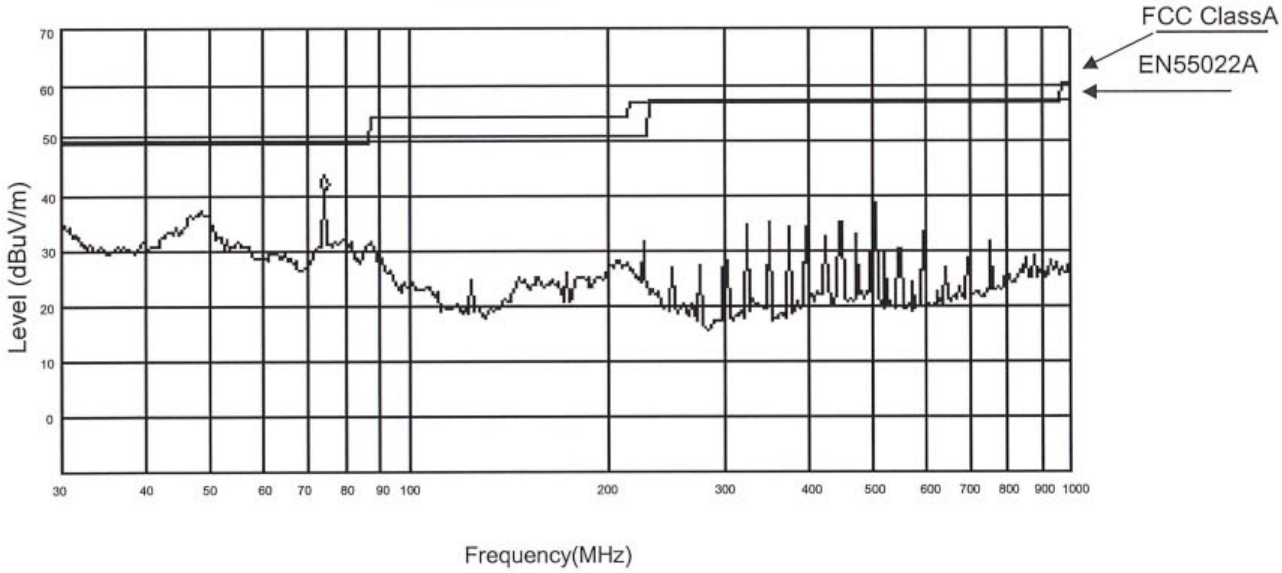

EMI
Electro-Magnetic interference characteristics

MODEL: G10-500 3P400

Conditions: Vin: 400Vac (L-L)
Vout: 100%
Iout: 100%
Ta: 25°C

HORIZONTAL

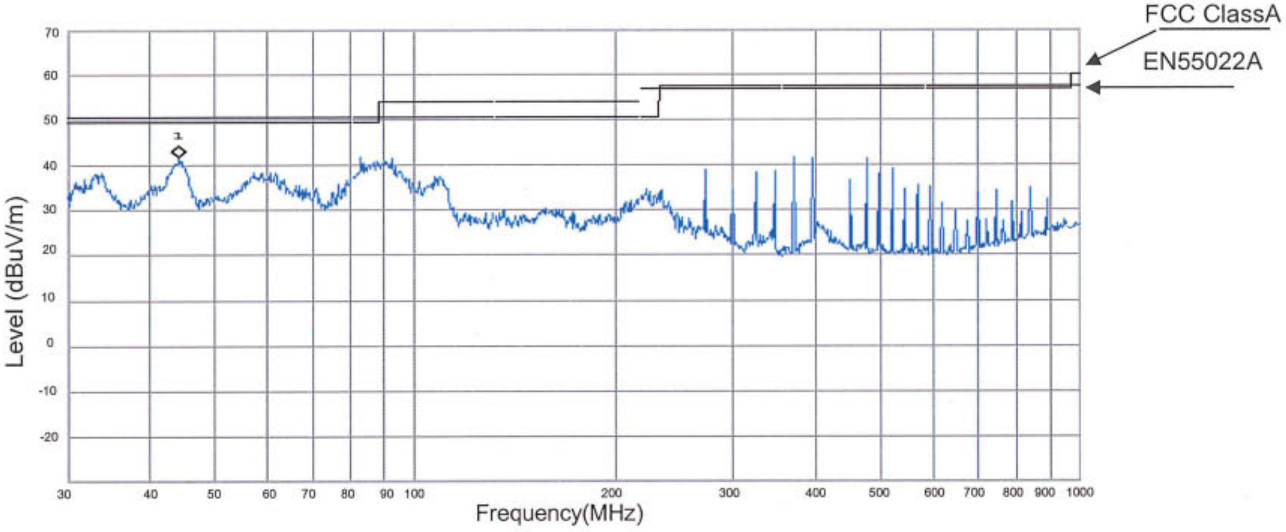

VERTICAL

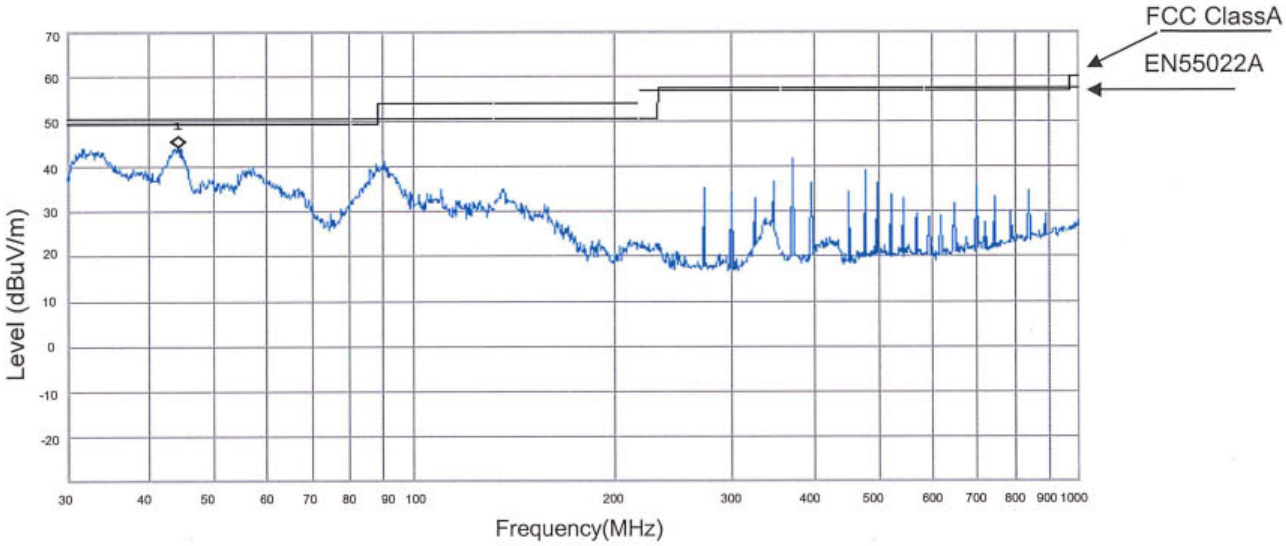

EMI
Electro-Magnetic interference characteristics

MODEL: G600-8.5 3P200

Conditions: Vin: 200Vac (L-L)
Vout: 100%
Iout: 100%
Ta: 25°C

HORIZONTAL

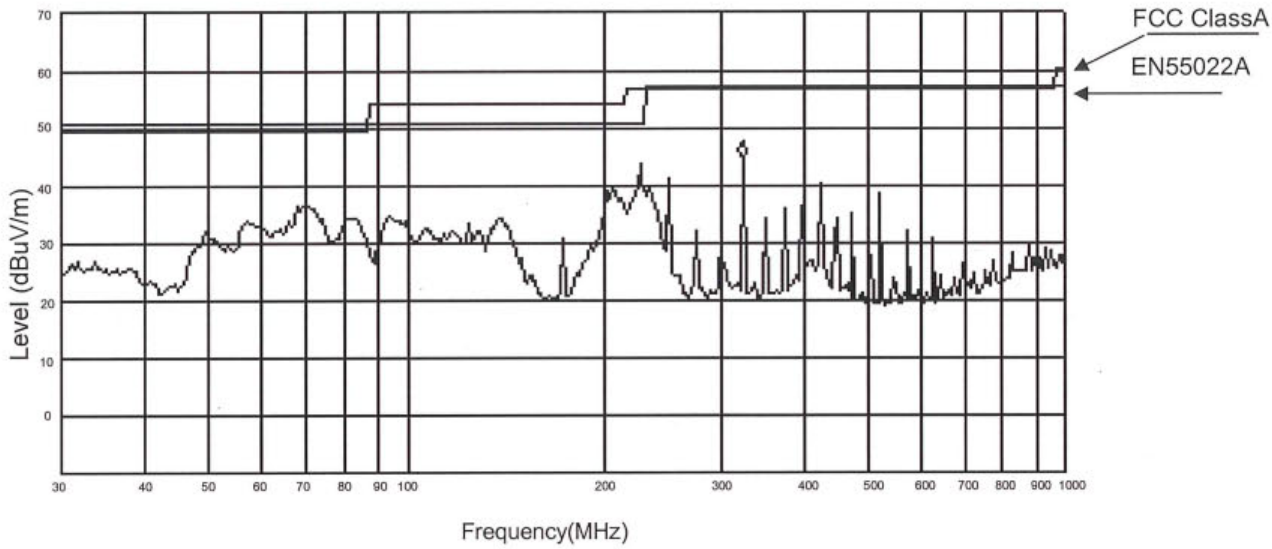

VERTICAL

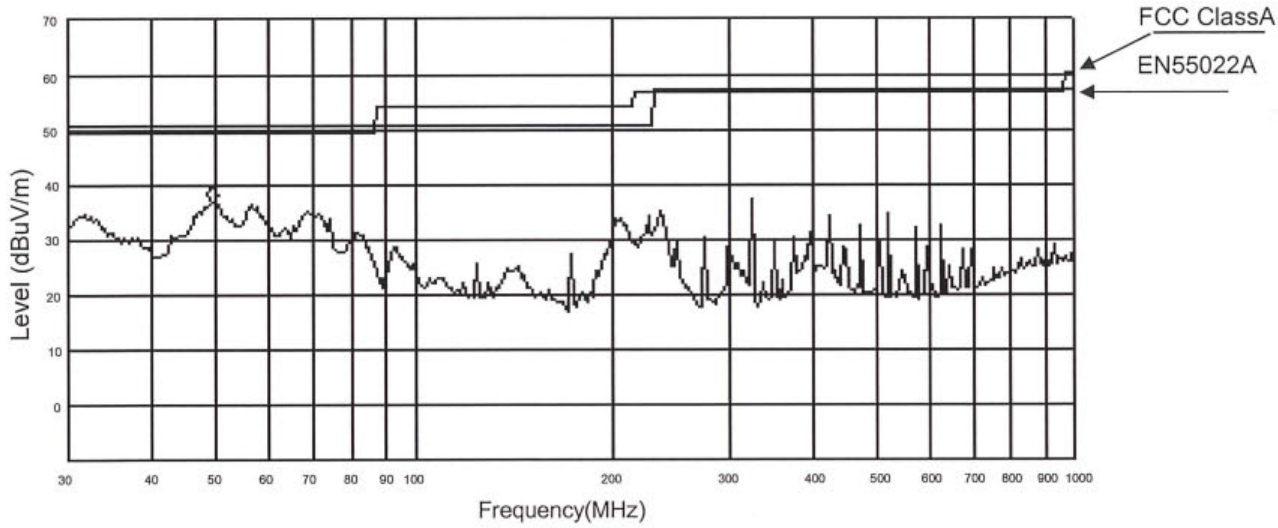

EMI
Electro-Magnetic interference characteristics

MODEL: G600-8.5 3P400

Conditions: Vin: 400Vac (L-L)
Vout: 100%
Iout: 100%
Ta: 25°C

HORIZONTAL

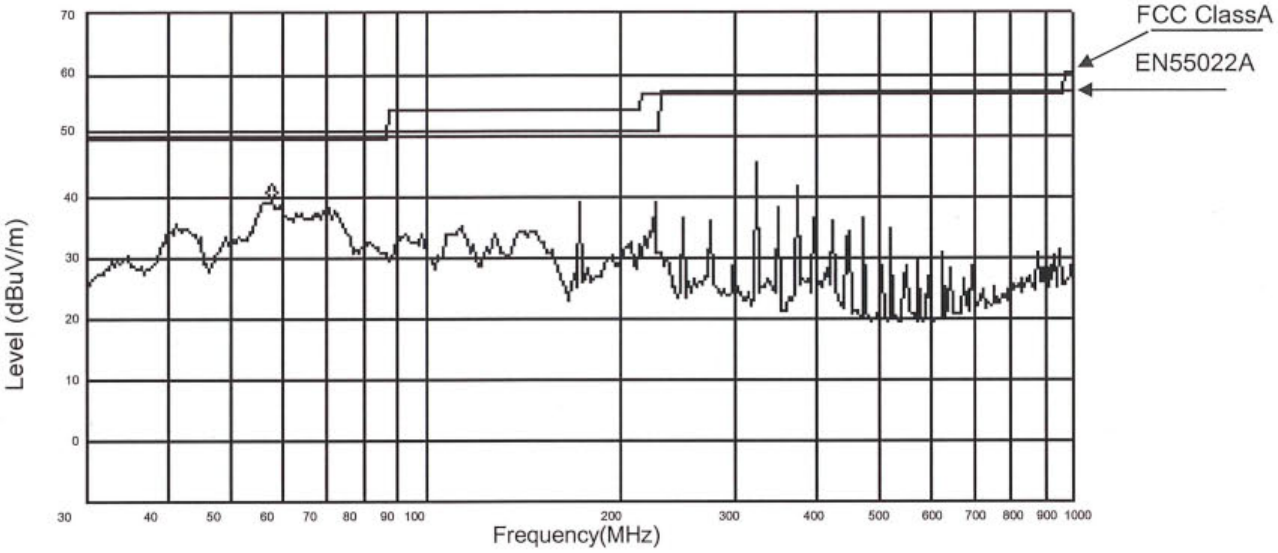
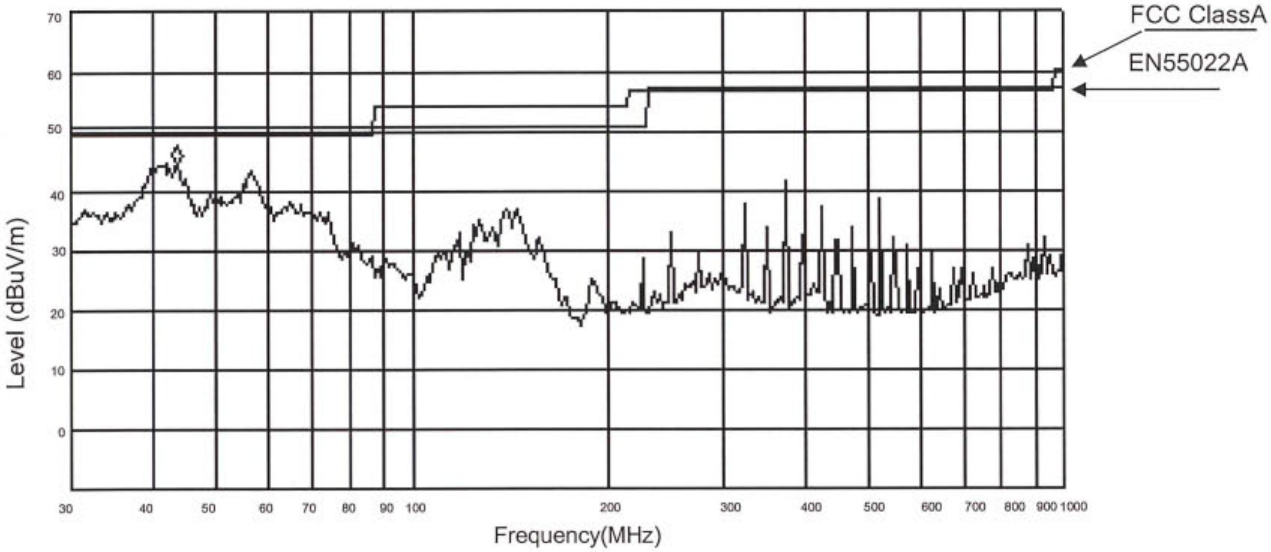
VERTICAL