



Test Report issued under the responsibility of:



TEST REPORT
IEC 60950-1
Information technology equipment – Safety –
Part 1: General requirements

Report Number: 221868-CI3-1 CB DE1-56823
Date of issue: 2016-02-10
Total number of pages..... 172

Applicant's name.....: TDK-Lambda Americas Inc.
Address: 3320 Matrix Drive; Suite 100; RICHARDSON TX 75082; USA

Test specification:

Standard: IEC 60950-1:2005 (Second Edition) + Am 1:2009 + Am 2:2013
Test procedure: VDE, CB Scheme
Non-standard test method.....: DIN EN 60950-1 (VDE 0805-1):2014-08
EN 60950-1:2006 +A11:2009 +A1:2010 +A12:2011+A2:2013

Test Report Form No.....: IEC60950_1F
Test Report Form(s) Originator.....: SGS Fimko Ltd
Master TRF: Dated 2014-02

Copyright © 2014 IEC System of Conformity Assessment Schemes for Electrotechnical Equipment and Components (IECEE System). All rights reserved.


This publication may be reproduced in whole or in part for non-commercial purposes as long as the IECEE is acknowledged as copyright owner and source of the material. IECEE takes no responsibility for and will not assume liability for damages resulting from the reader's interpretation of the reproduced material due to its placement and context.

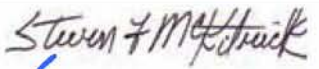


If this Test Report Form is used by non-IECEE members, the IECEE/IEC logo and the reference to the CB Scheme procedure shall be removed.

This report is not valid as a CB Test Report unless signed by an approved CB Testing Laboratory and appended to a CB Test Certificate issued by an NCB in accordance with IECEE 02.

General disclaimer:

The test results presented in this report relate only to the object tested.
This report shall not be reproduced, except in full, without the written approval of the Issuing CB Testing Laboratory. The authenticity of this Test Report and its contents can be verified by contacting the NCB, responsible for this Test Report.

<p>Test item description..... :</p> <p>Trade Mark..... :</p> <p>Manufacturer</p> <p>Model/Type reference..... :</p>	<p>Component DC-DC Converters for building in IT equipment.</p> <p> and/or TDK-Lambda</p> <p>TDK-Lambda Americas Inc.; 3320 Matrix Drive; Suite 100; RICHARDSON TX 75082; USA</p> <p>iAC series (see model matrix – Appendix 3)</p>
<p>Ratings..... :</p> <p>10003893 Rated voltage.....:</p> <p>10004017 Rated current.....:</p> <p>10003951 Output voltages and currents.....:</p> <p>Ambient.....:</p>	<p>The DC-DC Converters are not internally fused. An external input line normal blow fuse with a max. value of 30 A is required.</p> <p>DC 6.0 – 14.4 V (SELV), (0% Tolerance)</p> <p>max. 18.0 A</p> <p>DC 0.75 – 5.5 V, 16 A (refer to Appendix 3)</p> <p>Max. 125°C temperature at reference point (Q1)</p>
<p>Supplementary information: The above listing was introduced only for internal VDE administration process.</p>	

Testing procedure and testing location:		
<input checked="" type="checkbox"/>	CB Testing Laboratory:	VDE Prüf- und Zertifizierungsinstitut GmbH VDE <i>Testing and Certification Institute</i>
Testing location/ address.....:		Merianstrasse 28, D-63069 Offenbach, Germany
<input type="checkbox"/>	Associated CB Testing Laboratory:	
Testing location/ address.....:		
Tested by (name + signature).....:		(authorization of test report)
Approved by (name + signature).....:		
<hr/>		
<input type="checkbox"/>	Testing procedure: TMP/CTF Stage 1:	
Testing location/ address.....:		
Tested by (name + signature).....:		(authorization of test report)
Approved by (name + signature).....:		
<hr/>		
<input checked="" type="checkbox"/>	Testing procedure: WMT/CTF Stage 2:	
Testing location/ address.....:		TDK Innoveta Inc. 3320 Matrix Drive, Suite 100, Richardson, Texas 75082, USA CTF Stage 2 (TDAP under File No. 2520400-9501-0001)
Tested by (name + signature).....:		Steve McKitrick 
Witnessed by (name + signature).....:		Ulrich Schafranka (authorization of test report) 
Approved by (name + signature).....:		Holger Kreuzer 
<hr/>		
<input type="checkbox"/>	Testing procedure: SMT/CTF Stage 3 or 4:	
Testing location/ address.....:		
Tested by (name + signature).....:		
Witnessed by (name + signature).....:		
Approved by (name + signature).....:		
Supervised by (name + signature).....:		

List of Attachments (including a total number of pages in each attachment):		
Appendix No.	Description	Page(s)
1	Photos	147
2	Rating Labels	148
3	Model Matrix	149-150
4	Circuit diagram (Schematics)	151- 151
5	Layout	152-156
6	Data sheet	157-172
Summary of testing:		
Tests performed (name of test and test clause): For the upgrade are no tests required. All Test were done under previous Test Reports (VDE file: 2520400-3336-0013)		Testing location: TDK Innoveta Inc. 3320 Matrix Drive, Suite 100, Richardson, Texas 75082, USA WMT / CTF Stage 2 (TDAP under File No. 2520400-9501-0001)

Summary of compliance with National Differences:				
List of countries addressed				
The product has been tested according to standard IEC 60950-1:2005 (2 nd Edition); am1:2009; am2:2013 / EN 60950-1:2006; A11:2009; A1:2010; A12:2011; A2:2013 and those deviations taken into account of				
<input checked="" type="checkbox"/> CENELEC common modifications	<input checked="" type="checkbox"/> United Kingdom	<input type="checkbox"/>	<input type="checkbox"/>	<input type="checkbox"/>
<input checked="" type="checkbox"/> Finland	<input checked="" type="checkbox"/> Denmark	<input checked="" type="checkbox"/> Ireland	<input type="checkbox"/>	<input type="checkbox"/>
<input checked="" type="checkbox"/> Sweden	<input checked="" type="checkbox"/> Germany	<input checked="" type="checkbox"/> Spain	<input type="checkbox"/>	<input type="checkbox"/>
<input checked="" type="checkbox"/> Norway	<input checked="" type="checkbox"/> Switzerland	<input type="checkbox"/>	<input type="checkbox"/>	<input type="checkbox"/>
<input checked="" type="checkbox"/> CB Bull. NATIONAL DIFFERENCES IEC 60950-1:2005 (2nd Edition)				
<input checked="" type="checkbox"/> Switzerland	<input checked="" type="checkbox"/> Finland	<input checked="" type="checkbox"/> Norway	<input checked="" type="checkbox"/> USA	<input checked="" type="checkbox"/> Japan
<input checked="" type="checkbox"/> Germany	<input checked="" type="checkbox"/> United Kingdom	<input checked="" type="checkbox"/> Sweden	<input checked="" type="checkbox"/> Israel	<input type="checkbox"/>
<input checked="" type="checkbox"/> Denmark	<input checked="" type="checkbox"/> Ireland	<input checked="" type="checkbox"/> Group Differences	<input checked="" type="checkbox"/> Australia	<input type="checkbox"/>
<input checked="" type="checkbox"/> Spain	<input checked="" type="checkbox"/> Korea	<input checked="" type="checkbox"/> Canada	<input checked="" type="checkbox"/> New Zealand	<input type="checkbox"/>
 <input checked="" type="checkbox"/> The product fulfils the requirements of				
DIN EN 60950-1 (VDE 0805-1):2014-08 EN 60950-1:2006 +A11:2009 +A1:2010 +A12:2011+A2:2013 IEC 60950-1:2005 (Second Edition) + Am 1:2009 + Am 2:2013				

Test item particulars.....:	
Equipment mobility.....:	<input type="checkbox"/> movable <input type="checkbox"/> hand-held <input type="checkbox"/> transportable <input type="checkbox"/> stationary <input checked="" type="checkbox"/> for building-in <input type="checkbox"/> direct plug-in
Connection to the mains.....:	<input type="checkbox"/> pluggable equipment <input type="checkbox"/> type A <input type="checkbox"/> type B <input type="checkbox"/> permanent connection <input type="checkbox"/> detachable power supply cord <input type="checkbox"/> non-detachable power supply cord <input checked="" type="checkbox"/> not directly connected to the mains
Operating condition.....:	<input checked="" type="checkbox"/> continuous <input type="checkbox"/> rated operating / resting time:
Access location	<input type="checkbox"/> operator accessible <input type="checkbox"/> restricted access location <input checked="" type="checkbox"/> to be determined in the end use equipment
Over voltage category (OVC)	<input checked="" type="checkbox"/> OVC I <input type="checkbox"/> OVC II <input type="checkbox"/> OVC III <input type="checkbox"/> OVC IV <input type="checkbox"/> other: DC supplied
Mains supply tolerance (%) or absolute mains supply values	N/A; not directly connected to the mains. see page 2 for input voltage range.
Tested for IT power systems	<input type="checkbox"/> Yes <input checked="" type="checkbox"/> No
IT testing, phase-phase voltage (V)	N/A
Class of equipment	<input type="checkbox"/> Class I <input type="checkbox"/> Class II <input type="checkbox"/> Class III <input checked="" type="checkbox"/> Not classified
Considered current rating of protective device as part of the building installation (A)	N/A
Pollution degree (PD)	<input type="checkbox"/> PD 1 <input checked="" type="checkbox"/> PD 2 <input type="checkbox"/> PD 3
IP protection class	IP---
Altitude during operation (m)	≤ 2000 m
Altitude of test laboratory (m)	app. 179 m
Mass of equipment (kg)	< 18 kg

Possible test case verdicts:	
- test case does not apply to the test object.....:	N/A
- test object does meet the requirement.....:	P (Pass)
- test object does not meet the requirement.....:	F (Fail)
Testing.....:	
Date of receipt of test item	2016-02-09
Date (s) of performance of tests	2016-02-09 (visible check)
General remarks:	
"(See Enclosure #)" refers to additional information appended to the report. "(See appended table)" refers to a table appended to the report.	
Throughout this report a <input type="checkbox"/> comma / <input checked="" type="checkbox"/> point is used as the decimal separator.	

Manufacturer's Declaration per sub-clause 4.2.5 of IECEE 02:	
The application for obtaining a CB Test Certificate includes more than one factory location and a declaration from the Manufacturer stating that the sample(s) submitted for evaluation is (are) representative of the products from each factory has been provided	<input checked="" type="checkbox"/> Yes <input type="checkbox"/> Not applicable
When differences exist; they shall be identified in the General product information section.	
Name and address of factory (ies)	TDK-Lambda Americas Inc.; 3320 Matrix Drive Suite 100; RICHARDSON TX 75082; USA / Reference 30014661 TDK-Lambda Malaysia Sdn. Bhd.; PLO 33 Kawasan Perindustrian Senai Locked Bag No. 110; 81400 SENAI, JOHOR; Johor; Malaysia / Reference 30017287

General product information:

The label includes:

Optional "-R" appended to product code to indicate ROHS compliance. eg. iACXXXXXXXXXX-### -R Series

Product Overview:

The Metamere product family consists of high density DC-DC power modules intended to be purchased and used as a component in an end-user's power system. The modules currently come in one input voltage range; a wide range 6.0 - 14.4 Vdc input. The output voltage will be between 0.7525V and 5.0V depending upon the model number. (See Appendix 3 for details)

The product is available in one mechanical configuration - the iAC

The design intention is that the modules within a platform consist of a family of units with similar form, fit and function with the exception of the output voltage and current. The only differences between the modules will be:

The semiconductors such as main switches Q1 & Q2 will be in the same physical package but may be different devices depending upon the specific voltage and current stresses in the various power module designs.

The core on board output filter inductors and the input and output capacitors will be in the same physical packages but may be different values depending upon the specific voltage and current stresses in the various power module designs.

Control circuits will have value changes to scale the typical circuit parameters such as output voltage and output current limit set point as required for the different designs.

Other control circuits such as the feedback compensation may have value changes as required for each specific design.

The Electrical and Fire Enclosures are to be provided by the end product.

Units are components within customer's end-use system. Input to converters is DC 6.0 - 14.4 V

The DC-DC Converter series provides functional insulation, between input and output.

Operating Conditions:

If the input meets all requirements for SELV, then the output may be considered SELV

The DC-DC Converters are not internally fused. An external input line normal blow fuse with a max. value of 30 A is required.


Tests were performed on model iAC12016A050V-001, output DC 5 V / 16 A / 80 W, for reference, since all models uses the same electrical circuits. The unit was tested with a maximum continuous output

For more detail and test results see previous Test Reports under VDE File 2520400-3336-0013

Abbreviations used in the report:

- normal conditions	N.C.	- single fault conditions	S.F.C
- functional insulation	OP	- basic insulation	BI
- double insulation	DI	- supplementary insulation	SI
- between parts of opposite polarity	BOP	- reinforced insulation	RI

Indicate used abbreviations (if any)

Information to test report reference No. :	221868-CI3-1		
VDE Test- and Certification Institute GmbH Merianstrasse 28 D - 63069 Offenbach	DIN EN 60950-1 (VDE 0805-1):2014-08 EN 60950-1:2006 +A11:2009 +A1:2010 +A12:2011+A2:2013 IEC 60950-1:2005 (Second Edition) + Am 1:2009 + Am 2:2013		
Test item description:	Component DC-DC Converters for building in IT equipment.		
Made by :	TDK-Lambda Americas Inc.; 3320 Matrix Drive; Suite 100; RICHARDSON TX 75082; USA		
Trade mark :			
Model/type ref. :	iAC Series		
Rated :	Refer to page 2 (see model matrix Appendix 3)		
Commission received from	Steve McKittrick	Date:	2016-02-09
Modification on the appliance:			
1.	Standard upgrade to: DIN EN 60950-1 (VDE 0805-1):2014-08 EN 60950-1:2006 +A11:2009 +A1:2010 +A12:2011+A2:2013 IEC 60950-1:2005 (Second Edition) + Am 1:2009 + Am 2:2013		

Test Report History:			
Date: (jjjj-mm-dd)	VDE-Certificate: CB-Ref. No.:	VDE File No.: Test Report Number	Modifications:
2016-02-10	40015516 DE1-56823	2520400-3336-0013 221868-CI3-1	Origin Test Report (DC / DC converter iAC-series)