

⁺Z200 H.V Series

EMI

DATA

DWG No.: IA779-58-03		
APPD	CHK	DWG
<i>J</i> <i>7/7/14</i>	<i>Kami S.</i> <i>June-30-14</i>	<i>Ron B.</i> <i>22/6/14</i>

INDEX

PAGE

1.TEST METHOD

P-1

2.TEST DATA

2.1 Conducted emission

P2~5

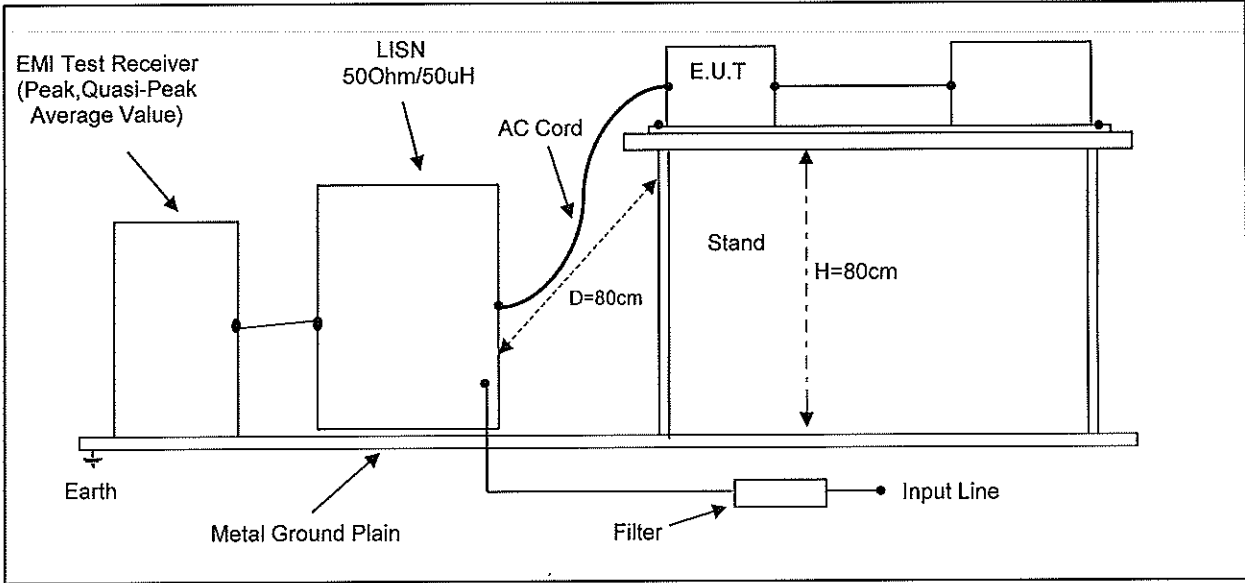
2.2 Radiated emission

P6~9

The above data is typical value data.

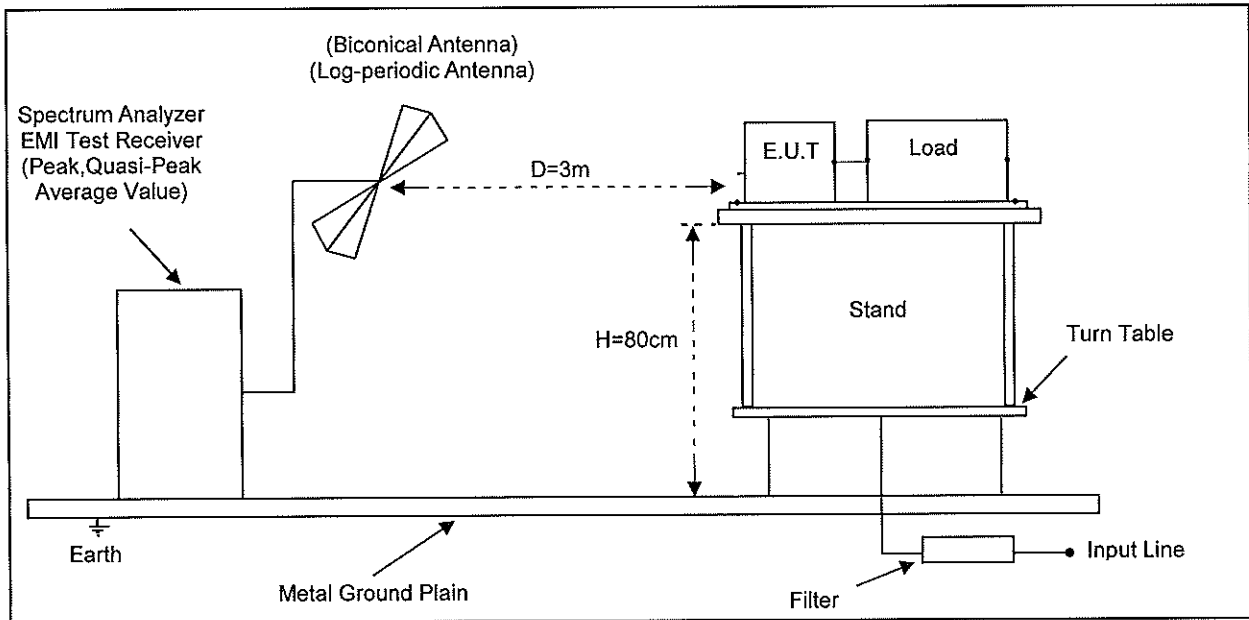
The values are considered to be actual capability data.

(1) Conducted Emission



EMI TEST RECEIVER	ESPI	(ROHDE & SCHWARZ)
LISN	ENV4200	(ROHDE & SCHWARZ)

(2) Radiated Emission



SPECTRUM ANALYZER	MS2601A	(ANRITSU)
EMI TEST RECEIVER	85462A	(HEWLETT. PACKARD)
BICONICAL ANTENNA	3110BA30/200	(EMCO)
LOG-PERIODIC ANTENNA	LP200000	(ELECTROMETRIX)
	LPA2530	(ELECTROMETRIX)

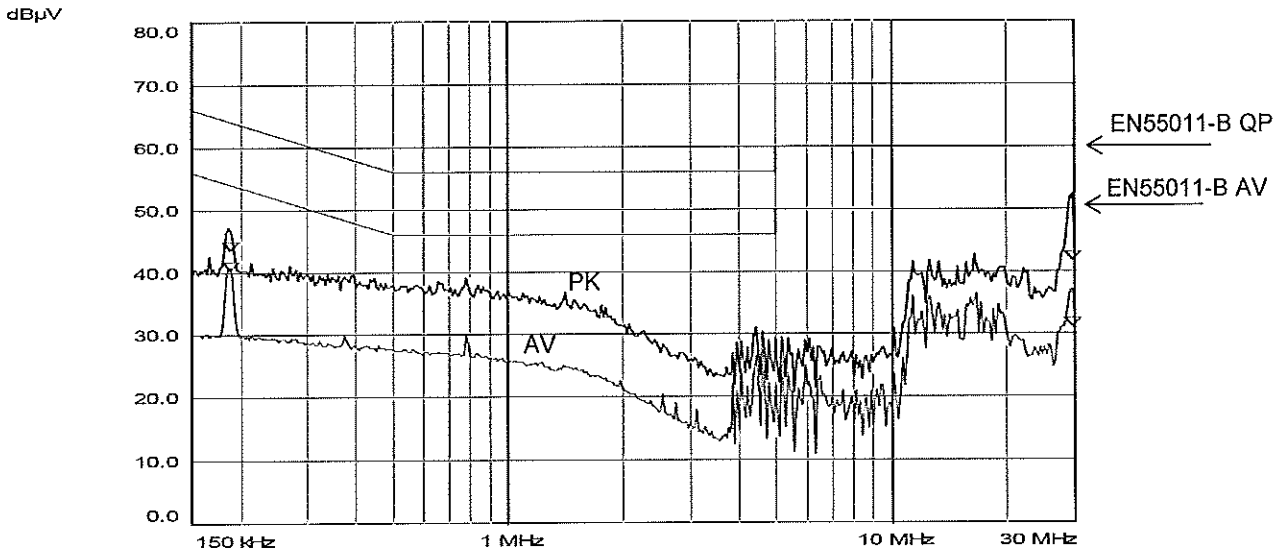
2. Test Data

Z200 H.V

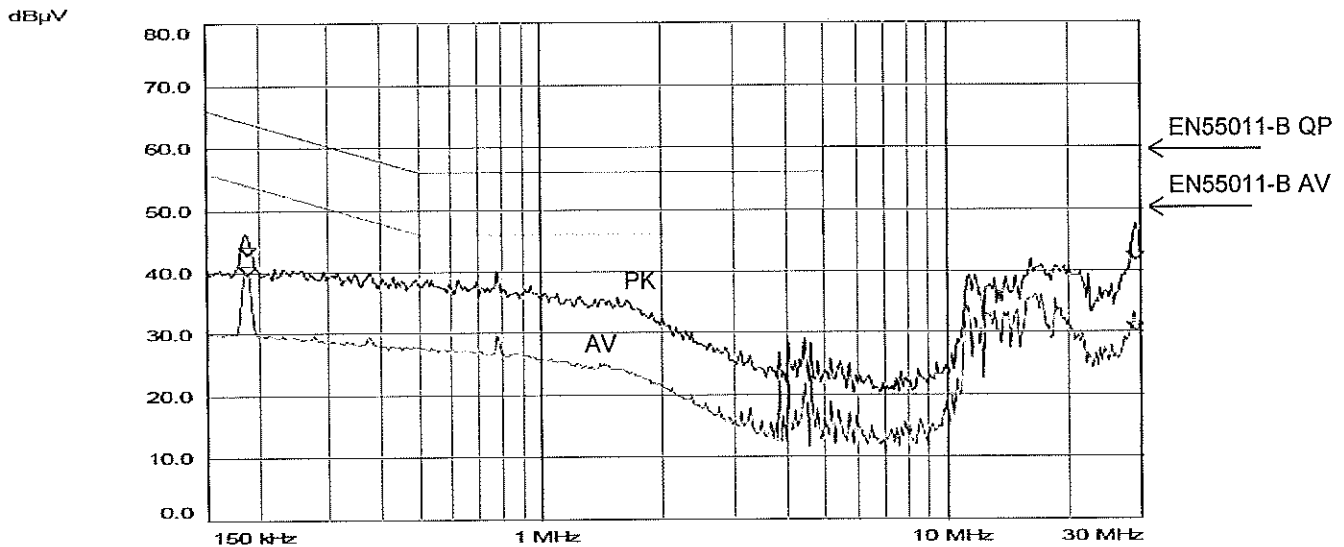
2.1 Conducted Emission

Conditions: Vin:115Vac
 Vout: 100%
 Iout: 100%
 Ta = 25°C

Z160-1.3



PHASE	FREQ MHz	RESULT		LIMIT		MARGIN	
		QP dBµV	AV dBµV	QP dBµV	AV dBµV	QP dBµV	AV dBµV
L	0.19	42.4	39.7	64.0	54.0	-21.7	-14.4
	29.20	43.8	32.4	60.0	50.0	-16.2	-17.6



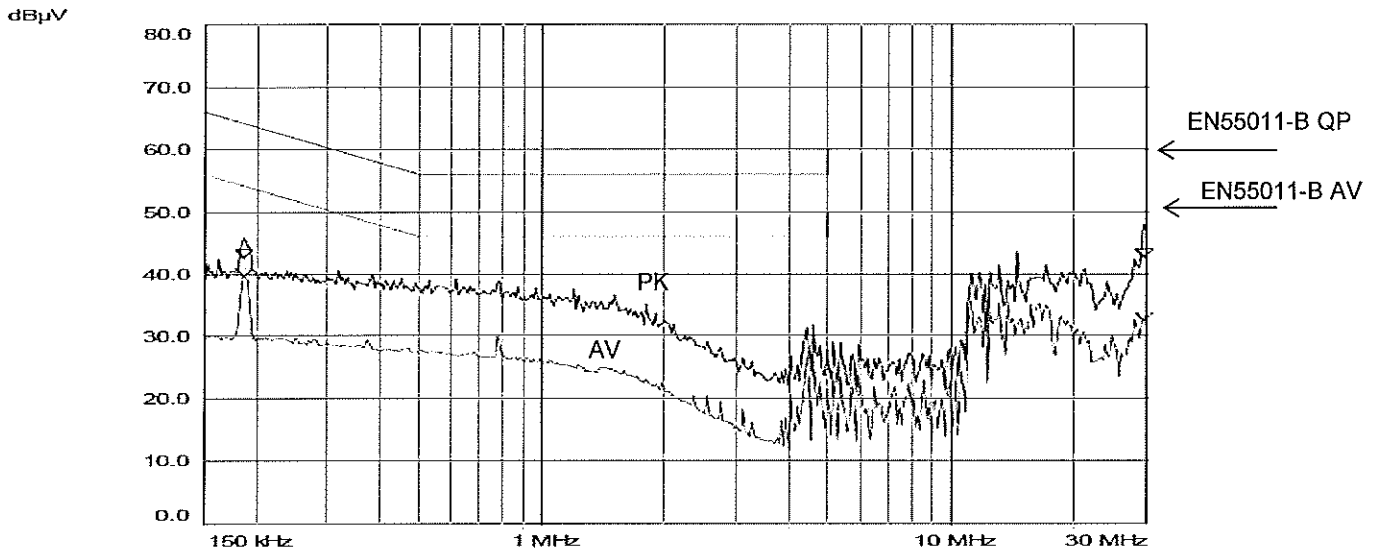
PHASE	FREQ MHz	RESULT		LIMIT		MARGIN	
		QP dBµV	AV dBµV	QP dBµV	AV dBµV	QP dBµV	AV dBµV
N	0.19	42.8	39.6	64.0	54.0	-21.2	-14.4
	29.00	41.5	30.1	60.0	50.0	-18.5	-19.9

Limit of EN55011-B, EN55022-B is the same

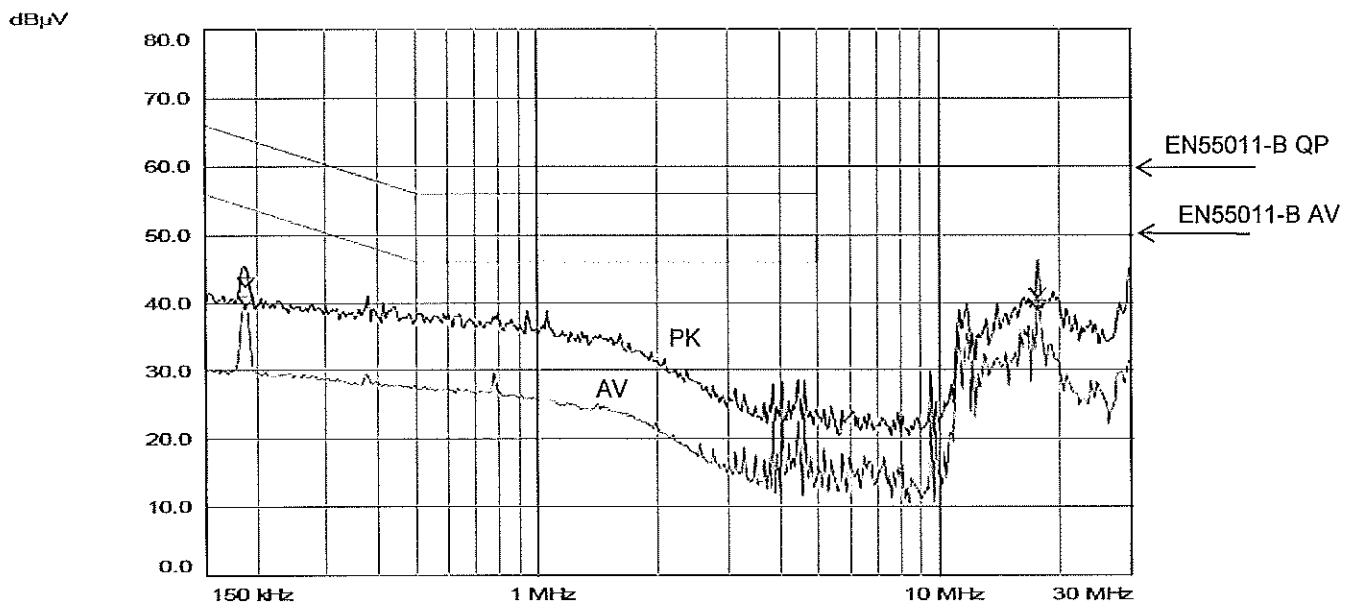
2.1 Conducted Emission

Conditions: Vin:230Vac
 Vout: 100%
 Iout: 100%
 Ta = 25°C

Z160-1.3



PHASE	FREQ MHz	RESULT		LIMIT		MARGIN	
		QP dBµV	AV dBµV	QP dBµV	AV dBµV	QP dBµV	AV dBµV
L	0.19	42.5	39.6	64.0	54.0	-21.5	-14.4
	29.80	42.6	32.3	60.0	50.0	-17.4	-17.7



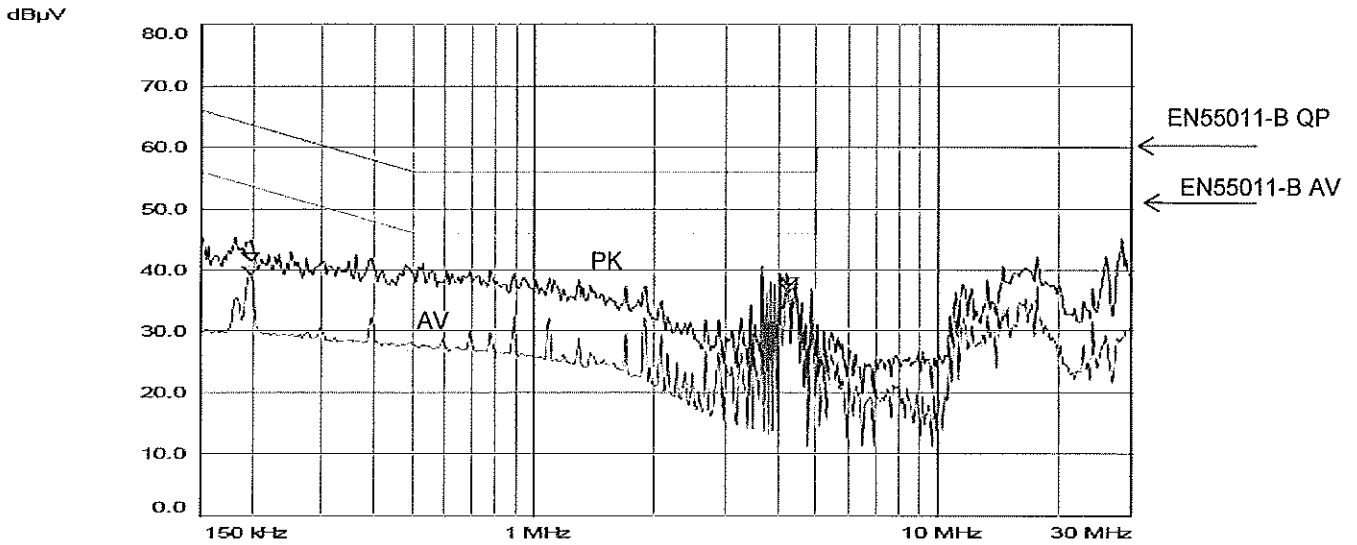
PHASE	FREQ MHz	RESULT		LIMIT		MARGIN	
		QP dBµV	AV dBµV	QP dBµV	AV dBµV	QP dBµV	AV dBµV
N	0.19	42.4	39.4	64.0	54.0	-21.6	-14.6
	17.60	38.9	40.6	60.0	50.0	-21.1	-9.4

Limit of EN55011-B, EN55022-B is the same

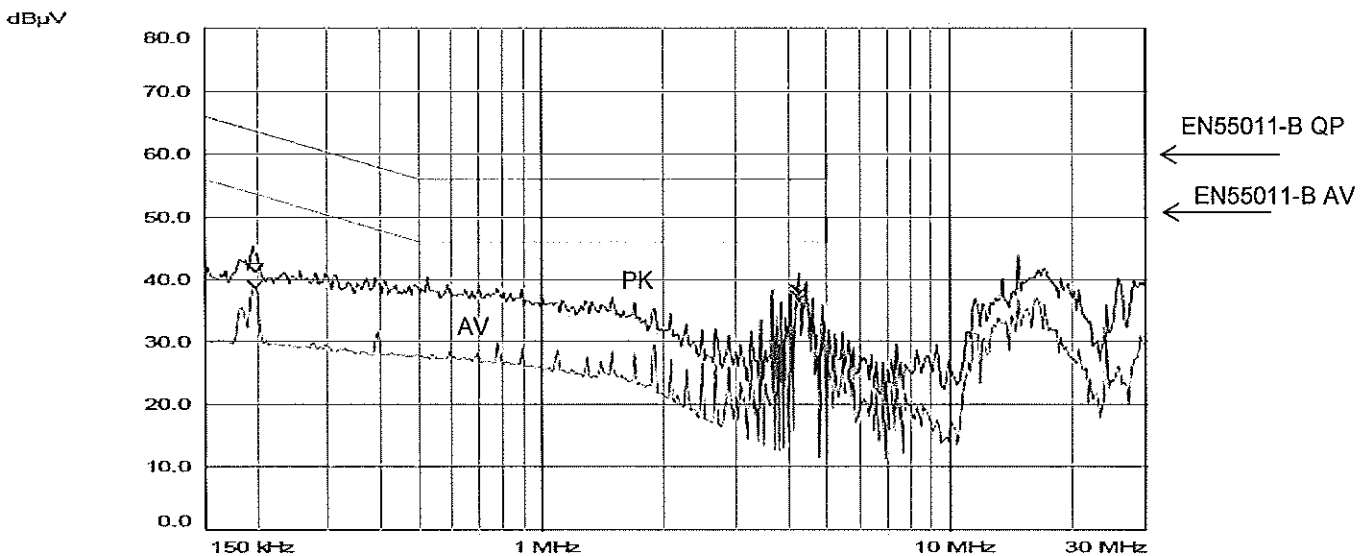
2.1 Conducted Emission

Conditions: Vin:115Vac
 Vout: 100%
 Iout: 100%
 Ta = 25°C

Z650-0.32



PHASE	FREQ MHz	RESULT		LIMIT		MARGIN	
		QP dBµV	AV dBµV	QP dBµV	AV dBµV	QP dBµV	AV dBµV
L	0.19	41.3	39.1	64.0	54.0	-22.7	-14.9
	4.24	37.4	36.3	56.0	46.0	-18.6	-9.7



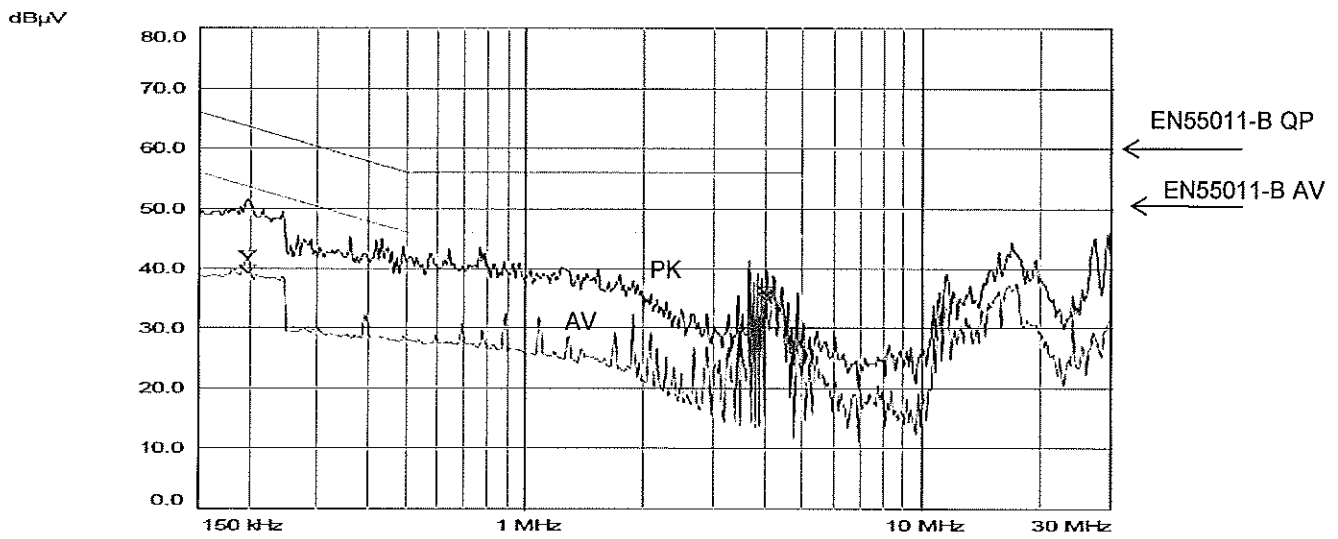
PHASE	FREQ MHz	RESULT		LIMIT		MARGIN	
		QP dBµV	AV dBµV	QP dBµV	AV dBµV	QP dBµV	AV dBµV
N	0.19	41.0	38.5	64.0	54.0	-23.0	-15.5
	4.24	37.8	36.7	56.0	46.0	-18.2	-9.3

Limit of EN55011-B, EN55022-B is the same

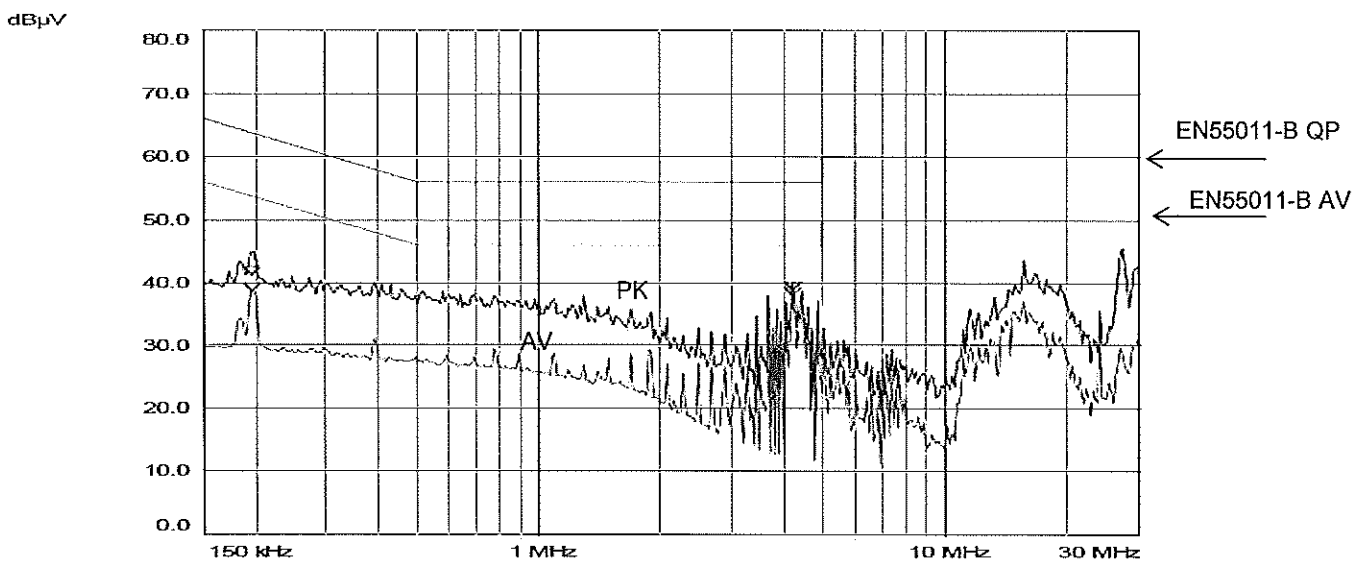
2.1 Conducted Emission

Conditions: Vin:230Vac
 Vout: 100%
 Iout: 100%
 Ta = 25°C

Z650-0.32



PHASE	FREQ MHz	RESULT		LIMIT		MARGIN	
		QP dBµV	AV dBµV	QP dBµV	AV dBµV	QP dBµV	AV dBµV
L	0.19	41.5	39.0	64.0	54.0	-22.5	-15.0
	4.00	35.6	34.6	56.0	46.0	-20.4	-11.4



PHASE	FREQ MHz	RESULT		LIMIT		MARGIN	
		QP dBµV	AV dBµV	QP dBµV	AV dBµV	QP dBµV	AV dBµV
N	0.19	41.2	38.5	64.0	54.0	-22.8	-15.5
	4.24	38.8	37.8	56.0	46.0	-17.2	-8.2

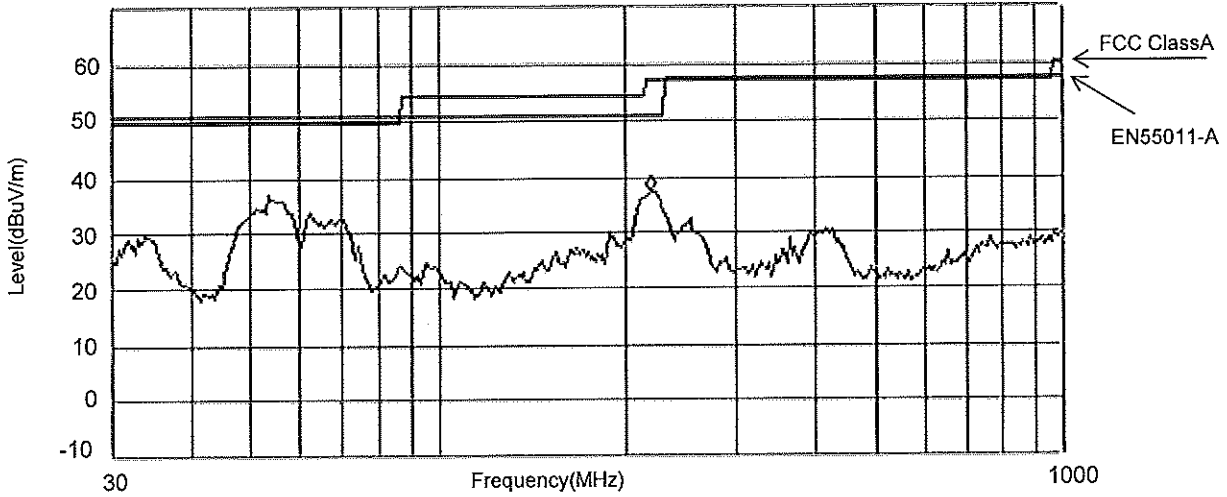
Limit of EN55011-B, EN55022-B is the same

2.2 Radiated Emission

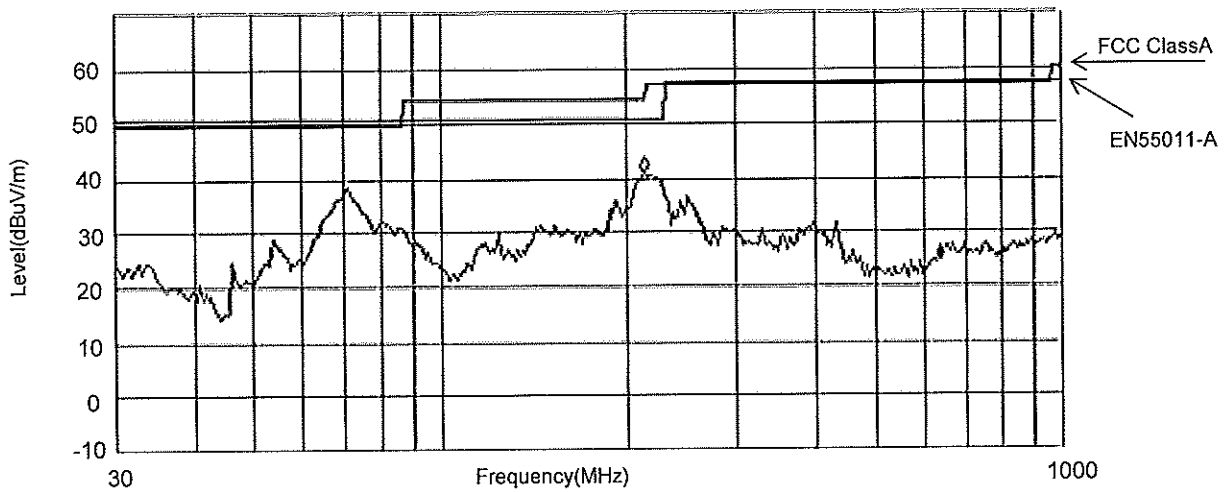
Z160-1.3

Conditions: Vin: 115VAC
 Vout: 100%
 Iout: 100%
 Ta: 25°C

HORIZONTAL



VERTICAL



Freq (MHz)	Peak Amp (dBuV/m)	QP Amp (dBuV/m)	Limit (dBuV/m)	QP margin (dB)	Polariz.
71.1	38.8	35.7	50.5(FCC)	14.8	Vertical
71.1	38.8	35.7	49.5(EN)	13.8	Vertical
214.0	40.7	37.2	50.5(FCC)	13.3	Horizontal
214.0	40.7	37.2	54.0(EN)	16.8	Horizontal

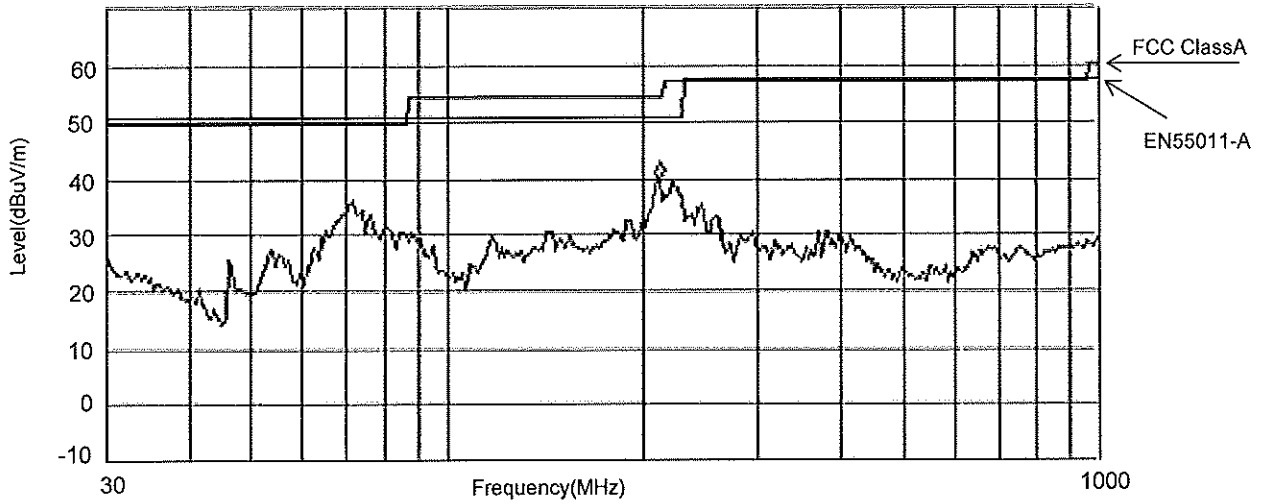
Limit of EN55011-A, EN55022-A is the same

2.2 Radiated Emission

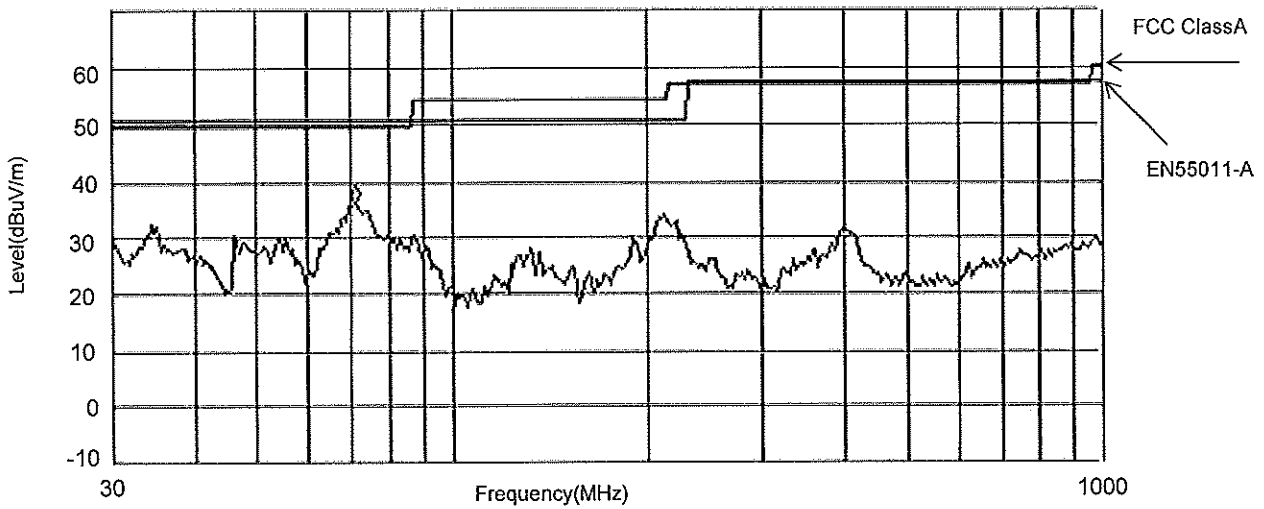
Z160-1.3

Conditions: Vin: 230VAC
 Vout: 100%
 Iout: 100%
 Ta: 25°C

HORIZONTAL



VERTICAL



Freq (MHz)	Peak Amp (dBuV/m)	QP Amp (dBuV/m)	Limit (dBuV/m)	QP margin (dB)	Polariz.
71.1	36.1	32.8	50.5(FCC)	17.7	Vertical
71.1	36.1	32.8	49.5(EN)	16.7	Vertical
211.9	39.8	36.5	50.5(FCC)	14.0	Horizontal
211.9	39.8	36.5	54.0(EN)	17.5	Horizontal

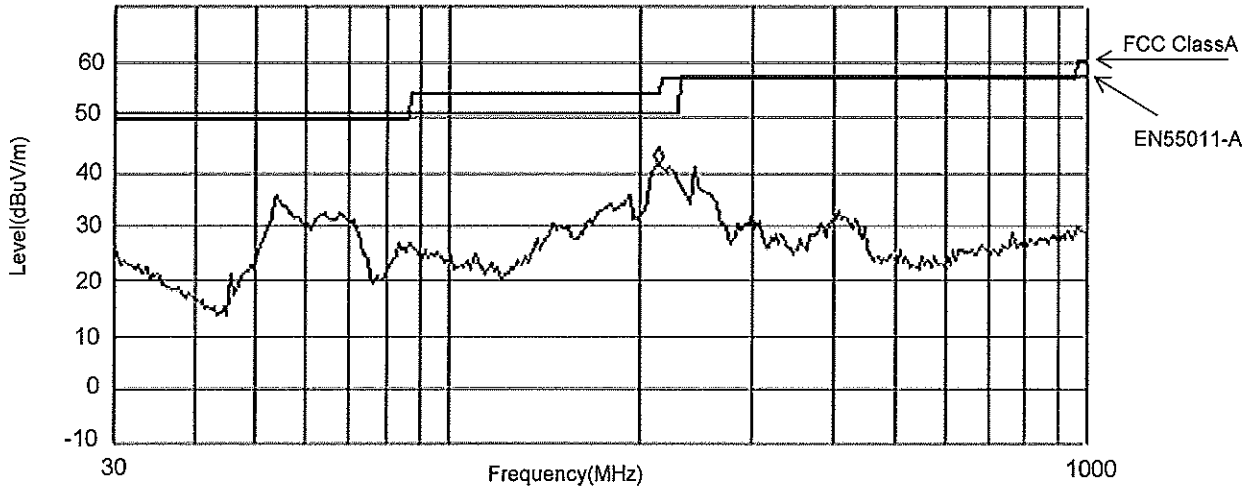
Limit of EN55011-A, EN55022-A is the same

2.2 Radiated Emission

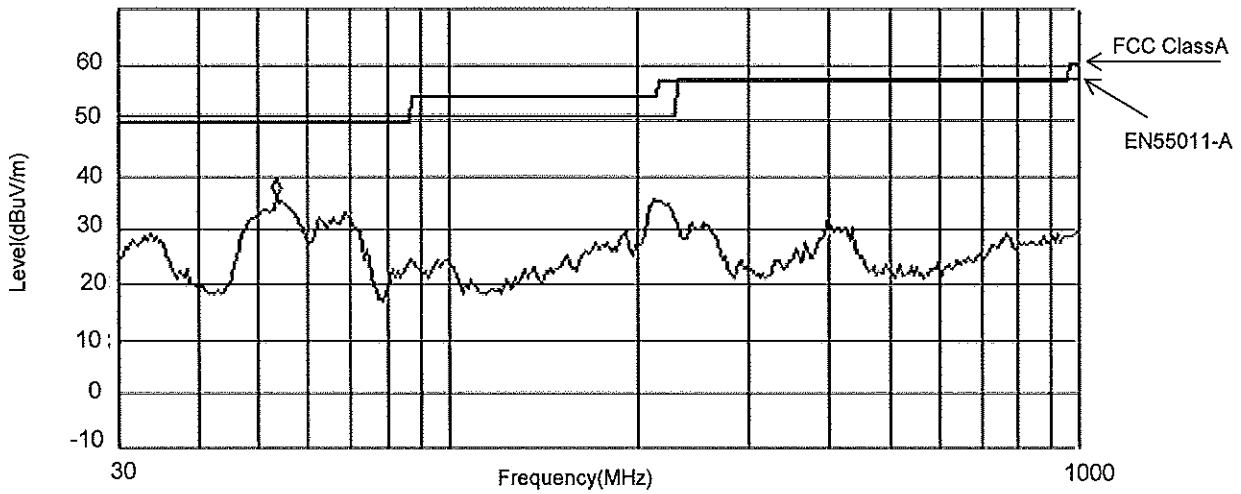
Z650-0.32

Conditions: Vin: 115VAC
 Vout: 100%
 Iout: 100%
 Ta: 25°C

HORIZONTAL



VERTICAL



Freq (MHz)	Peak Amp (dBuV/m)	QP Amp (dBuV/m)	Limit (dBuV/m)	QP margin (dB)	Polariz.
53.8	36.3	32.9	50.5(FCC)	17.6	Vertical
53.8	36.3	32.9	49.5(EN)	16.6	Vertical
214.0	41.6	38.4	50.5(FCC)	12.1	Horizontal
214.0	41.6	38.4	54.0(EN)	15.6	Horizontal

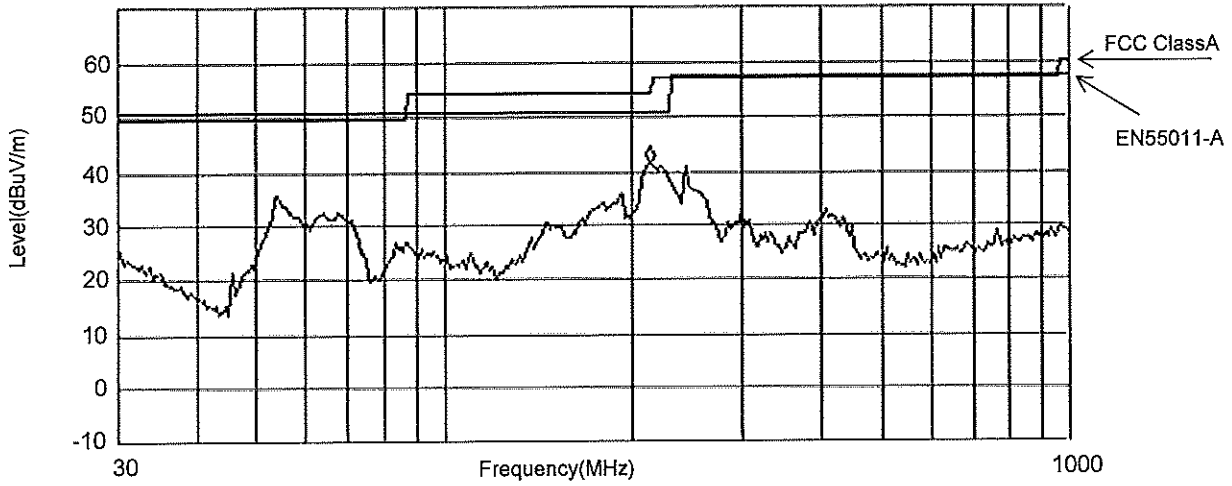
Limit of EN55011-A, EN55022-A is the same

2.2 Radiated Emission

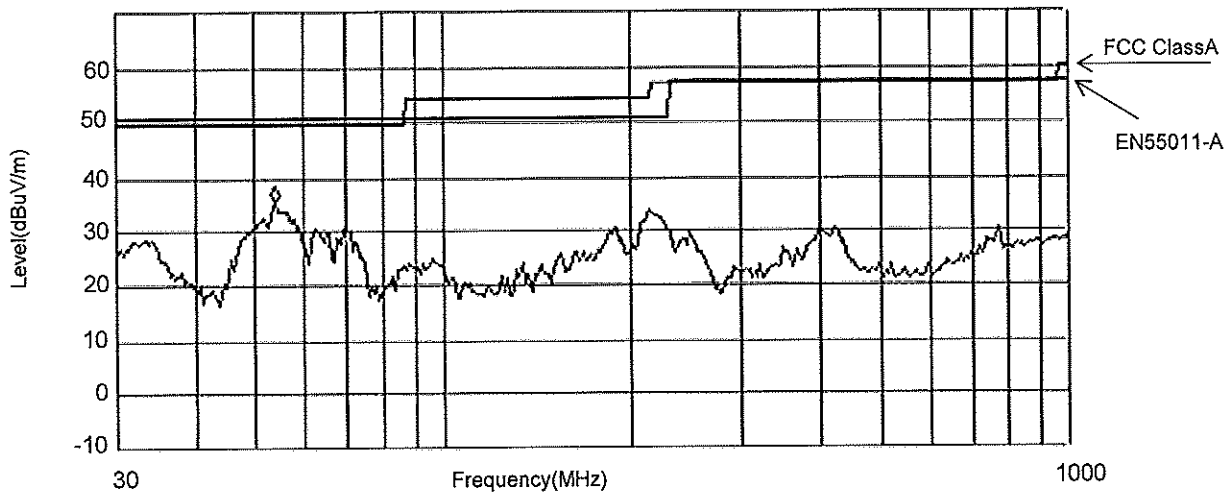
Z650-0.32

Conditions: Vin: 230VAC
 Vout: 100%
 Iout: 100%
 Ta: 25°C

HORIZONTAL



VERTICAL



Freq (MHz)	Peak Amp (dBuV/m)	QP Amp (dBuV/m)	Limit (dBuV/m)	QP margin (dB)	Polariz.
54.3	35.4	32.3	50.5(FCC)	18.2	Vertical
54.3	35.4	32.3	49.5(EN)	17.2	Vertical
214.0	40.9	37.6	50.5(FCC)	12.9	Horizontal
214.0	40.9	37.6	54.0(EN)	16.4	Horizontal

Limit of EN55011-A, EN55022-A are the same