



Test Report issued under the responsibility of:



TEST REPORT
IEC 60950-1
Information technology equipment – Safety –
Part 1: General requirements

Report Number: **207809-CI3-3** CB DE1- 9640/A2
Date of issue: **2015-03-12**
Total number of pages.....: **128**

Applicant's name.....: TDK-Lambda Americas Inc.
Address: 3320 Matrix Drive, Richardson, TX, 75082

Test specification:

Standard: DIN EN 60950-1 (VDE 0805-1):2014-08
EN 60950-1:2006 +A11:2009 +A1:2010 +A12:2011+A2:2013
IEC 60950-1:2005 (Second Edition) + Am 1:2009 + Am 2:2013
Test procedure: VDE ÜG, CB Scheme
Non-standard test method.....: N/A

Test Report Form No.....: IEC60950_1F
Test Report Form(s) Originator.....: SGS Fimko Ltd
Master TRF.....: Dated 2014-02

Copyright © 2014 IEC System of Conformity Assessment Schemes for Electrotechnical Equipment and Components (IECEE System). All rights reserved.




This publication may be reproduced in whole or in part for non-commercial purposes as long as the IECEE is acknowledged as copyright owner and source of the material. IECEE takes no responsibility for and will not assume liability for damages resulting from the reader's interpretation of the reproduced material due to its placement and context.

If this Test Report Form is used by non-IECEE members, the IECEE/IEC logo and the reference to the CB Scheme procedure shall be removed.

This report is not valid as a CB Test Report unless signed by an approved CB Testing Laboratory and appended to a CB Test Certificate issued by an NCB in accordance with IECEE 02.

General disclaimer:

The test results presented in this report relate only to the object tested.
This report shall not be reproduced, except in full, without the written approval of the Issuing CB Testing Laboratory. The authenticity of this Test Report and its contents can be verified by contacting the NCB, responsible for this Test Report.

Test item description :	Component DC DC Converter for use with IT Equipment
Trade Mark :	  and/or and/or 
Manufacturer	TDK-Lambda Americas Inc. 3320 Matrix Drive, Richardson, TX, 75082
Model/Type reference	iFB– Series (See model matrix page 3)

10004095 Structure of type name:	Optional "-R" appended to product code to indicate ROHS compliance.eg. iFB48050A120V -0### -R
10004560 Type difference:	
Ratings	
10003893 Rated voltage.....:	DC 36 - 75 V DC 36 - 60 V (ELV/SELV) DC 36 - 75 V(TNV), max. 19 A (SELV) See model Matrix, page 3
10004017 Rated current.....:	Max. 19 A, See model Matrix, page 3
10004112 Rated power.....:	Max. Output Power 600 W, See model Matrix, page 3
10004029 Rated frequency.....:	DC
10003951 Output voltages and currents.....:	DC 8.0 – 12.0 V, 58 A, 600 W max. (SELV) See model Matrix, page 3
Supplementary information: The above listing was introduced only for internal VDE administration process.	

MODEL #	Input Voltage (V)	Max Input Current (1)	Output Voltage (2)	Output Current	max. Output Power
<i>iFB48050A120V-xxx</i>	36 -75	18.7 A	12 V	50 A	600 W
<i>iFB48042A120V-xxx</i>	36 -75	15 A	12 V	42 A	500 W
<i>iFB48050A108V-xxx</i>	36 -75	16.5 A	10.8 V	50 A	540 W
<i>iFB48058A096V-xxx</i>	36 -75	18.5 A	9.6 V	58 A	557 W
<i>iFB48055A096V-xxx</i>	36 -75	16 A	9.6 V	55 A	528 W
<i>iFB48058A083V-xxx</i>	36 -75	15 A	8.3 V	58 A	481 W

The DC-DC Converters are not internally fused. An external input line fuse is required. The external fuse ratings see data sheets (Appendix 7)

The label includes: Optional "-R" appended to product code to indicate ROHS compliance.eg. iFB48050A120V -0### -R

Testing procedure and testing location:		
<input checked="" type="checkbox"/>	CB Testing Laboratory:	VDE Prüf- und Zertifizierungsinstitut GmbH VDE <i>Testing and Certification Institute</i>
Testing location/ address.....:		Section C13 Merianstrasse 28, D-63069 Offenbach, Germany
<input type="checkbox"/>	Associated CB Testing Laboratory:	
Testing location/ address.....:		
Tested by (name + signature)		(authorization of test report)
Approved by (name + signature)		
<hr/>		
<input type="checkbox"/>	Testing procedure: TMP/CTF Stage 1:	
Testing location/ address.....:		
Tested by (name + signature)		
Approved by (name + signature)		
<hr/>		
<input checked="" type="checkbox"/>	Testing procedure: WMT/CTF Stage 2:	
Testing location/ address.....:		TDK-Lambda Americas Inc. 3320 Matrix Drive, Suite 100, Richardson, Texas 75082, USA WMT/CTF Stage 2 (TDAP, VDE File No. 2520400-9501-0001)
Tested by (name + signature)		Steve McKitrick <i>Steve McKitrick</i>
Witnessed by (name + signature).....:		Günter Straube <i>G. Straube</i>
Approved by (name + signature)		Richard Mallmann <i>R. Mallmann</i>
<hr/>		
<input type="checkbox"/>	Testing procedure: SMT/CTF Stage 3 or 4:	
Testing location/ address.....:		
Tested by (name + signature)		
Witnessed by (name + signature).....:		
Approved by (name + signature)		
Supervised by (name + signature)		

List of Attachments (including a total number of pages in each attachment):		
Appendix No.	Description	Page(s)
1	Photos	125 - 128
Summary of testing:		
Tests performed (name of test and test clause):		Testing location:
1.5 Components 1.6 Power interface 1.7 Marking and instructions 2.2 SELV circuits 2.9 Electrical insulation 2.10 Clearances, creepage distances and distances through insulation 3.1 General 4.3 Design and construction 4.4 Protection against hazardous moving parts 4.5 Thermal requirements 4.7 Resistance to fire 5.2 Electric strength 5.3 Abnormal operating and fault conditions See main test report		TDK-Lambda Americas Inc. 3320 Matrix Drive, Suite 100, Richardson, Texas 75082, USA WMT (TDAP under File No. 2520400-9501-0001)

Summary of compliance with National Differences:				
List of countries addressed				
The product has been tested according to standard IEC 60950-1:2005 (2 nd Edition); am1:2009 / EN 60950-1:2006/A11:2009/A1:2010/A12:2011 and those deviations taken into account of				
<input type="checkbox"/> CENELEC common modifications	<input checked="" type="checkbox"/> United Kingdom		<input type="checkbox"/>	<input type="checkbox"/>
<input checked="" type="checkbox"/> Finland	<input checked="" type="checkbox"/> Denmark	<input checked="" type="checkbox"/> Ireland	<input type="checkbox"/>	<input type="checkbox"/>
<input checked="" type="checkbox"/> Sweden	<input checked="" type="checkbox"/> Germany	<input checked="" type="checkbox"/> Spain	<input type="checkbox"/>	<input type="checkbox"/>
<input checked="" type="checkbox"/> Norway	<input checked="" type="checkbox"/> Switzerland	<input type="checkbox"/>	<input type="checkbox"/>	<input type="checkbox"/>
<input checked="" type="checkbox"/> CB Bull. NATIONAL DIFFERENCES IEC 60950-1:2005 (2nd Edition)				
<input checked="" type="checkbox"/> Switzerland	<input checked="" type="checkbox"/> Finland	<input checked="" type="checkbox"/> Norway	<input checked="" type="checkbox"/> USA	<input type="checkbox"/>
<input checked="" type="checkbox"/> Germany	<input checked="" type="checkbox"/> United Kingdom	<input checked="" type="checkbox"/> Sweden	<input type="checkbox"/> Israel	<input type="checkbox"/>
<input checked="" type="checkbox"/> Denmark	<input checked="" type="checkbox"/> Ireland	<input checked="" type="checkbox"/> Group Differences	<input type="checkbox"/> Australia	<input type="checkbox"/>
<input checked="" type="checkbox"/> Spain	<input type="checkbox"/> Korea	<input checked="" type="checkbox"/> Canada	<input type="checkbox"/> New Zealand	<input type="checkbox"/>
For national and cenelec differences refer to main test report				
<input checked="" type="checkbox"/> The product fulfils the requirements of				
DIN EN 60950-1 (VDE 0805-1):2014-08 EN 60950-1:2006 +A11:2009 +A1:2010 +A12:2011+A2:2013 IEC 60950-1:2005 (Second Edition) + Am 1:2009 + Am 2:2013				

Test item particulars.....:	
Equipment mobility.....:	<input type="checkbox"/> movable <input type="checkbox"/> hand-held <input type="checkbox"/> transportable <input type="checkbox"/> stationary <input checked="" type="checkbox"/> for building-in <input type="checkbox"/> direct plug-in
Connection to the mains.....:	<input type="checkbox"/> pluggable equipment <input type="checkbox"/> type A <input type="checkbox"/> type B <input type="checkbox"/> permanent connection <input type="checkbox"/> detachable power supply cord <input type="checkbox"/> non-detachable power supply cord <input checked="" type="checkbox"/> not directly connected to the mains
Operating condition.....:	<input checked="" type="checkbox"/> continuous <input type="checkbox"/> rated operating / resting time:
Access location	<input type="checkbox"/> operator accessible <input type="checkbox"/> restricted access location
Over voltage category (OVC)	<input type="checkbox"/> OVC I <input type="checkbox"/> OVC II <input type="checkbox"/> OVC III <input type="checkbox"/> OVC IV <input checked="" type="checkbox"/> other: DC supplied
Mains supply tolerance (%) or absolute mains supply values	
Tested for IT power systems	<input type="checkbox"/> Yes <input checked="" type="checkbox"/> No
IT testing, phase-phase voltage (V)	
Class of equipment	<input type="checkbox"/> Class I <input type="checkbox"/> Class II <input checked="" type="checkbox"/> Class III <input type="checkbox"/> Not classified
Considered current rating of protective device as part of the building installation (A)	
Pollution degree (PD)	<input type="checkbox"/> PD 1 <input checked="" type="checkbox"/> PD 2 <input type="checkbox"/> PD 3
IP protection class	IPX0
Altitude during operation (m)	≤ 2000 m
Altitude of test laboratory (m)	app. 180m
Mass of equipment (kg)	<18kg


Possible test case verdicts:	
- test case does not apply to the test object.....:	N/A
- test object does meet the requirement.....:	P (Pass)
- test object does not meet the requirement.....:	F (Fail)
Testing.....:	
Date of receipt of test item	2015-02-17
Date (s) of performance of tests	2015-02-17 to 2015-03-12
General remarks:	
"(See Enclosure #)" refers to additional information appended to the report. "(See appended table)" refers to a table appended to the report.	
Throughout this report a <input type="checkbox"/> comma / <input checked="" type="checkbox"/> point is used as the decimal separator.	

Manufacturer's Declaration per sub-clause 4.2.5 of IEC 60950-1:	
The application for obtaining a CB Test Certificate includes more than one factory location and a declaration from the Manufacturer stating that the sample(s) submitted for evaluation is (are) representative of the products from each factory has been provided see VDE construction form 131	<input checked="" type="checkbox"/> Yes <input type="checkbox"/> Not applicable (one factory)
When differences exist; they shall be identified in the General product information section.	
Name and address of factory (ies)	30014661 TDK-Lambda Americas Inc. 3320 Matrix Drive, Suite 100, Richardson, Texas 75082, USA 30017287 TDK-Lambda Malaysia Sdn. Bhd. PLO 33 Kawasan Perindustrian Senai; Locked Bag No. 110; SENAI, JOHOR 81400; Johor; Malaysia
General product information:	
<p>Operating Conditions: Units are components within customers end-use system. Input to converters is DC 36 – 75 V The units were tested with a maximum continuous output. (Refer to previous Testreport) The Electrical and Fire Enclosures are to be provided by the end product. The power models are not internally fused. An external input line normal blow fuse with a max. value of 20 A is required.</p> <p>Product Overview: The 48 V nominal input iFB product family consists of high density DC-DC power converter modules intended to be purchased and used as a component in an end-user's power system. The input voltage range is from DC 36 – 75 V. The output voltage range from DC 8 V to 12 V depending upon the model number. The product is available in one mechanical configuration – the iFB The rated output current will be up to 58 A., the output power max. 600 W (see previous Test Report for details). The maximum temperature is specified with 120 °C at reference point (T2) This DC-DC power converter module provides Basic insulation, between input and output.</p> <p>The DC-DC Converters are not internally fused. An external input line fuse is required. The external fuse ratings see data sheets (Appendix 7)</p> <p>Information/comments: Tests were performed on models of the highest power code: iFB48050A120V and iFB48058A096V tests performed by previous Test Report. For the upgrade are no tests required.</p> <p>Model Differences: See attached model matrix (Appendix 3) The label includes: Optional "-R" appended to product code to indicate ROHS compliance.eg. iFB48050A120V -0### -R For more detail and test results see previous Test Reports</p>	

Abbreviations used in the report:

- normal conditions	N.C.	- single fault conditions	S.F.C
- functional insulation	OP	- basic insulation	BI
- double insulation	DI	- supplementary insulation	SI
- between parts of opposite polarity	BOP	- reinforced insulation	RI

Indicate used abbreviations (if any)

Information to test report reference No. :	
VDE Test- and Certification Institute GmbH Merianstrasse 28 D - 63069 Offenbach	DIN EN 60950-1 (VDE 0805-1):2014-08 EN 60950-1:2006 +A11:2009 +A1:2010 +A12:2011+A2:2013 IEC 60950-1:2005 (Second Edition) + Am 1:2009 + Am 2:2013
Test item description:	Component DC-DC Converters for building-in in IT-equipment
Made by :	TDK-Lambda Americas Inc. 3320 Matrix Drive, Richardson, TX, 75082
Trade mark :	 and/or and/or TDK-Lambda
Model/type ref. :	iFB Series
Rated :	Input: D DC 36 - 75 V DC 36 - 60 V (ELV/SELV) DC 36 - 75 V(TNV), max. 19 A (SELV) See model Matrix, page 3 Output: DC 8 -12 V, max. 58 A, max. 600 W (SELV) See model Matrix, page 3
Commission received from	Steve.Mc Kitrick
Date:	2015-01-16
Modification on the appliance:	
1.	Testing to: DIN EN 60950-1 (VDE 0805-1):2014-08 EN 60950-1:2006 +A11:2009 +A1:2010 +A12:2011+A2:2013 IEC 60950-1:2005 (Second Edition) + Am 1:2009 + Am 2:2013